


Blackpool Bowmen



Founded 1954

INDEX

General

	Page
Blackpool Bowmen Constitution	3
Blackpool Bowmen House Rules	5
Introduction	6
Archery GB etiquette and Safety Rules	7
Shooting	9
Assembling your bow	10
Bow sight assembly	12
Guide to Shooting	13

Competitions

Opening Day	15
Ladies Day	16
Vice President's FITA	17
Outdoor Club Championships	18
Clout	19
Rochdale Mug Shoot	19
Outdoor Handicap Championship	20
Anniversary Shoot	20
Indoor Championships and Handicap Championship	21
Winter League	22

THE CLUB

Blackpool Bowmen has been based at Fleetwood Road Playing Fields since it was founded in 1954. There were no indoor facilities then, just a share of a shed to store the bosses and stands. It was 1965 before we had our own building (complete with 20 yard indoor range) opened by our Vice-President, Miss Violet Carson MBE. In the early 90's this building was damaged by vandals and was replaced by the present one, although an extension has since been added.

We are primarily a target archery club and as such welcome Recurve, Compound, Longbow and Flatbow archers.

Crossbows are not permitted.

All club members are expected to abide with the Archery GB (GNAS) rules of shooting and their code of etiquette.

A copy of the rules is available in the clubhouse and may also be purchased from Archery GB via their web site.

A copy of the code of etiquette is pinned to one of the notice boards.

FEES

Members are required to pay the renewal fees at the beginning of August and these include all affiliation fees. New members joining at different times of the year are required to pay the fees shown on the appropriate notice.

A charge of £2.00 for adults and £1.00 for juniors is payable whenever a member shoots and should be entered in the target book.

OUTDOORS

Because the field is shared with football and cricket, it has to be booked in advance. The club does hold various competitions throughout the outdoor season and a list is posted on the notice board. All competitions are on Sundays but the field is also booked on Tuesday and Thursday evenings between April and September. Times depend on the length of daylight.

INDOORS

Shooting is held in our own premises all year round if members do not wish to shoot outdoors. The normal sessions are on Tuesday and Thursday evenings, 7 p.m. to 9.30 p.m.. Shooting is over a distance of 20 yds (18 m), although 25 m is possible.

CHILD PROTECTION

The club is guided by the Archery GB Protection of Children and Vulnerable Adults policy and as such has a Child Protection Officer and Deputy. Further details are available from them.

Equipment

Club equipment is available to new members (especially if joining after one of our beginners courses), but should be used while evaluating equipment for their own use.

Guidance on purchase of equipment is available.

ETIQUETTE

A copy of the Archery GB code of etiquette is attached and is also posted on the notice board.

COACHING

New archers will have received basic instructions during their 6-week beginner's course. Further instruction is available from experienced club members.

You only need to ask – do not be afraid to do so!

ARCHERY GB (GNAS) ETIQUETTE

A Good Archer

- Does not talk in a loud voice whilst others are shooting.
- Does not talk to another competitor who obviously prefers to be silent.
- Does not make any exclamation on the shooting line that might disconcert a neighbour in the act of shooting.
- Does not go behind the target to retrieve his arrows before his score has been recorded.
- Does not walk up and down the shooting line comparing scores.
- Does not touch anyone else's equipment without permission.
- Does not leave litter.
- When calling scores does so in groups of three, for example '7 – 7 – 5' pause '5 – 5 – 3'.
- If he breaks another's arrow through his own carelessness, pays for it in cash on the spot.
- Thanks the Target Captain at the end of each round for work on his behalf.

LOCAL ETIQUETTE

A Good Archer

- Helps to set out the field and clear away at the end of shooting.
- Ensures that all shooting areas are left free of equipment and litter.
- Takes their share of club chores.
- Seeks permission to join archers already shooting or sets up their own target.

DRESS CODE

- Green and / or white garments (single colours) were to be worn when attending all GNAS shoots. Now, however, it is permissible to wear registered club colours.
- Blackpool Bowmen's colours are: - "Royal Blue with badge on front" and apply to polo / 'T' shirts, sweatshirts and jackets. No colour has yet been registered for trousers, skirts or shorts so green or white must be worn.

Safety Rules

- Never point a drawn bow at anyone, even in fun.
- A bow shall never be drawn, with or without an arrow, in any direction other than towards the target.
- A bow shall be drawn with the arrow parallel to the ground or pointing towards the ground.
- Never overdraw an arrow into the belly of the bow. This will damage the bow, the arrow and most probably the archer.

- No person will move forward from the shooting line until all arrows have been shot and only at the signal from the field captain (or responsible person).
- When approaching the boss, walk – keeping a watch out for arrows that may have fallen short of the target and also for those arrows sticking out from the target. All arrows are potentially dangerous wherever they are in the range!
- When drawing arrows out of the boss remember to check behind you for other people. The arrow nock is also dangerous!
- If, when shooting, the words “FAST” or “STOP” are heard you must stop shooting immediately, lower the bow and take the arrow off the string. The field captain or responsible person will indicate when it is safe to resume.
- Remember, a bow is a potentially lethal weapon and as such should be handled and used with care and respect at all times.
- During competitions archers retiring from the shooting line must give consideration to other archers still shooting. If it is an indoor competition where more than one detail are shooting, the non-shooting detail must retire into the back room until the details change places.
- Single shooters outside must have a spotter with them at all times. This applies also to juniors no matter how many are shooting.

An accident book is available to record any incidents.

One First Aid box is situated above the draining board and another behind the safety line in the shooting range.

The club is run by a committee which has 11 members. The executive consists of :-

The Honorary Chairman

The Honorary Secretary

The Honorary Treasurer

The remaining members fill the following functions :-

Competition Secretary

Records

Trophies

Equipment

Building and Maintenance

Catering

IT

Child Protection

The club also has a President who is elected at the Annual General Meeting.

SHOOTING

All members taking part in the various competitions (indoor and outdoor) will have their scores recorded on the official club scorecards. Anyone wanting to shoot a round at any other time must have their score witnessed.

The scores from these rounds are used to work out an archer's handicap rating by the Records officer.

He uses tables provided by Archery GB to look up the handicap for a particular round score and will record the details in his files. Certain competitions that we shoot during the year are based on handicaps, which give the newer archers a good chance of beating the more experienced ones. To gain an initial handicap rating three rounds must be submitted (they do not need to be all the same).

The average value gives the current rating. Subsequent improvement means that the rating will go down but only by half the difference. The handicap ratings for indoor and outdoor are kept separate.


The handicaps are recalculated at the beginning of each shooting season (yearly) by averaging the lowest three values achieved during that year.

The club competitions that we hold are described in detail in the following pages. There are many other rounds that can be shot and the details for these are on notices in the indoor shooting range.

Assembling Your Bow

1. Attach The Limbs

Fix the top and bottom limbs in place using the supplied screws (and washers if included).



The bottom limb generally has the text on the back (facing towards you when shooting). It may also have the limb size/weights printed on it.

2. String The Bow

STEP 1 Put the upper limb of the bow through the larger loop of the bow string and position the smaller loop in the string groove of the lower limb. (see diagram A)

STEP • 2A For Saddle or Limb-to-Tip stringers:
Push the large pocket of the stringer firmly over the lower limb tip, taking care that the bow string stays in position. Place the saddle of the bow stringer securely over the upper limb. (see diagram B). Now proceed to step 3.

STEP • 2B For End-to-End or Tip-to-Tip stringers:
Push the large pocket of the stringer firmly over the lower limb tip, taking care that the bow string stays in position. Place the small pocket of the bow stringer securely over the upper limb. (see diagram C). Now proceed to step 3.

STEP 3 Step with one or both feet on the middle of the bow stringer. Pull the bow up with one hand and slide the bowstring towards the end of the upper limb with the other hand until it slots into the groove. Check to make sure both ends of the string loops are properly positioned in the grooves and then slowly relax the bow stringer. The bow is now assembled. The bow stringer can now be removed. (see diagram D). Reverse procedure to unstringing bow.

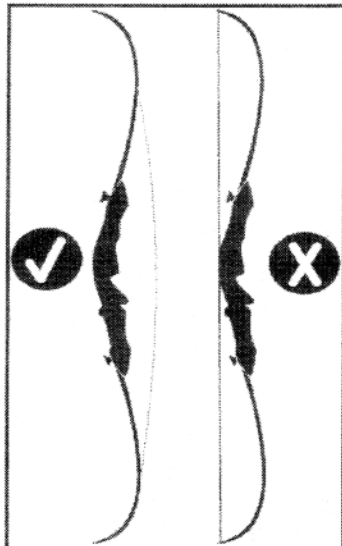


Diagram A: Correct and incorrect way to fit the string

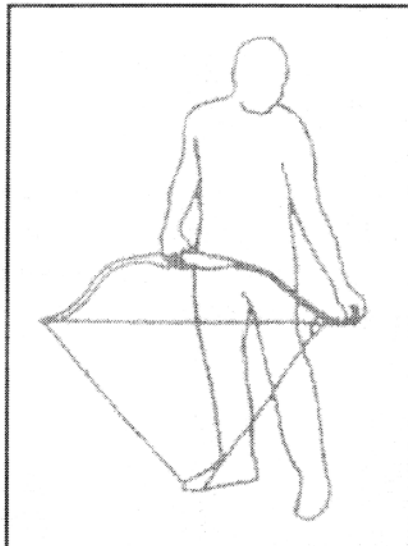


Diagram D: Method of attaching the string

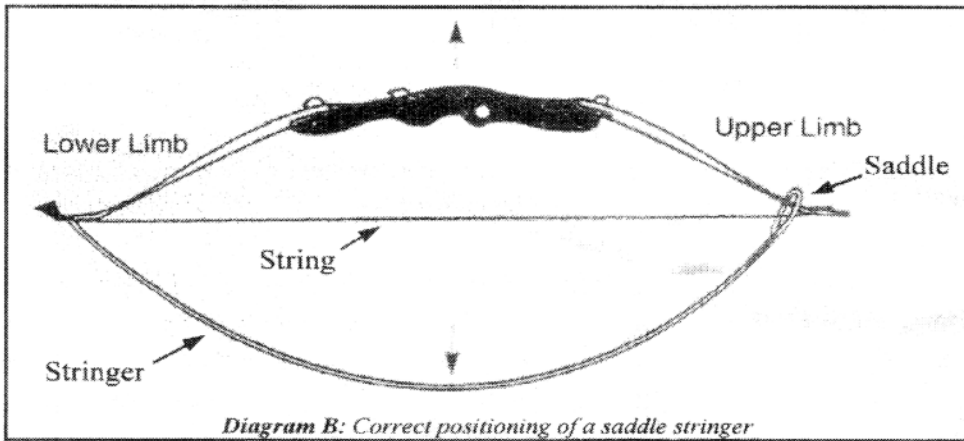


Diagram B: Correct positioning of a saddle stringer

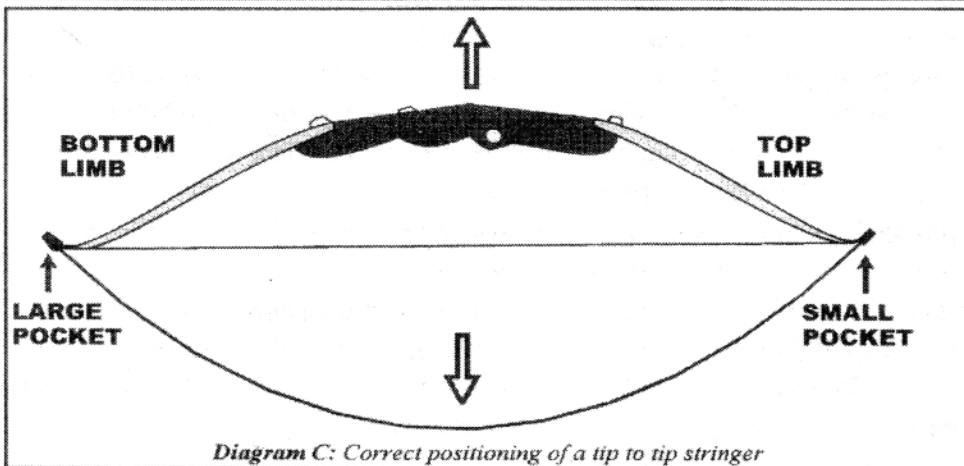




Diagram C: Correct positioning of a tip to tip stringer



Bow Sight Assembly

N.B. Not all Kits include a sight.

Example used: Midi Extension Sight
Parts and design may vary depending upon bow sight purchased. Principle of assembly is approximately the same.



Please lay the component parts of the sight out in front of you, like the picture above. If you are assembling for a left handed bow, turn the picture through 180 degrees.

Fasten Plate A to the outside edge of riser/handle using the two short screws. (The outside edge is the opposite edge from the arrow rest) Bar B is screwed to Plate A with Screw C. There are a number of horizontal positions to which the bar can be adjusted. Bar D has a graduated number scale. This needs to be the right way round, for ease of reading the numbers, once the sight has been assembled; the scale should face away from you when holding the bow in the shooting position. Also notice that two of the holes in Bar D have receiving nuts located in them. These particular holes need to line up with the vertical holes on Bar B. Once you have this alignment, secure Bar D to Bar B with the two Bolts, so that Bar D is beneath Bar B.

The top picture on this page, shows a bow sight block set up for a right handed bow. If setting the sight block for a left handed bow, turn Block E round, so that the sight pin is facing in the opposite direction from the picture.

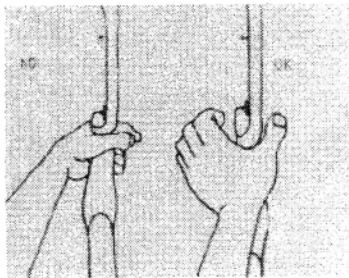
The sight block—Block E—slides onto the top of Bar D. Slacken the long knurled screw, located to the side of sight block, to get the block onto Bar D. Gently tighten the same screw to secure the vertical position of the block.

Guide To Shooting

1. Stance

Stance prior to shooting the bow:

Stand upright with feet shoulder width apart, and feet at 90



2. Grip

Keep a relaxed grip on the bow handle

3. Place The Arrow On The Bow

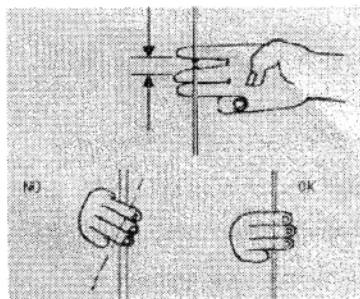

Turn the bow so that it is horizontal and the arrow rest is facing upwards.

Place the arrow on the shelf of the arrow rest. (the picture shows the type of arrow rest usually supplied with Archery World bows)

Push the nock of the arrow onto the string between the two brass nocking points, ensuring that the cock fletch (the odd coloured one) is pointing upward.

Bring the bow back to vertical.

Arrow Shelf



4. Finger Position

Position the fingers on the string with the index finger above the arrow and two fingers below as shown in the diagram.

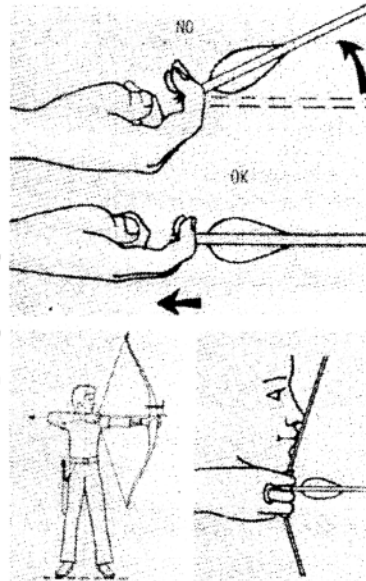
The string should sit in the last crease of your fingers (nearest your finger tips). **Continues over**

5. Draw

Do not grip the arrow with your fingers.

Pull back the string using your back muscles, not your bicep/arm.

Pull back the string so that the index finger of the pulling hand is under the chin, and the string touches your nose and lips.




6. Aiming

Using your dominant eye, look to the same side of the string as your bow arm. Line up the sight pin with the centre of the target.

7. Release

Relax your grip on the string and allow your fingers to slip backward.

After shooting, maintain your body position.



Blackpool Bowmen – Club Competitions

Summer Season Competitions

Opening Day

The **Opening Day** shoot consists of 3 activities: - **Balloons, Wand & National** Round.

The **Balloons** are shot over a distance of 60 yards; shorter distances are available for the Juniors. There are prizes for the most balloons popped split into 3 categories: - Gent, Lady and Junior. Usually 2 ends of 6 arrows are shot. If there is a draw at this stage, due to time constraints, a shoot off between the drawing archers will take place.

The **Wand** is also shot over a 60 yard distance, shorter for Juniors dependent upon age, with the Ladies and Juniors having a slightly wider wand to aim at than the Gents. Only 1 arrow per archer is shot until all archers have attempted to hit the wand. If the wand has not been hit a second arrow is shot by everyone. This will continue until the wand has been hit. Again there are 3 prizes split into Lady, Gent and Junior for the nearest to the centre of the tape, which may not necessarily be near to the centre of the target.

The **National** Round consists of 6 dozen arrows shot over 2 distances at full size outdoor target faces (122cm). The first distance is 60 yards at which 4 dozen arrows are shot. The final distance is 50 yards at which 2 dozen arrows are shot. Normally one end of 6 sighters would take place but as the balloons and wand have already been shot over this distance, no sighters take place. The scoring is 5 zone based on the target colours, Yellow – 9, Red – 7, Blue – 5, Black – 3 and White – 1. Equivalent rounds are available for the Juniors with the distances calculated based on their age. As this round is not handicap based, each category of bow is considered separately for prizes. The categories cover - Lady Recurve, Gent Recurve, Lady Compound, Gent Compound, and any other categories which may shoot on the day i.e.. Barebow, Gent VI, and Juniors. A maximum of 1st, 2nd and 3rd are included in each category.

Blackpool Bowmen – Club Competitions

Summer Season Competitions

Ladies Day

The **Ladies Day** shoot is an **American** Round. This consists of 7 ½ dozen arrows shot over 3 distances, 60 yards, 50 yards and 40 yards – 2 ½ dozen arrows at each distance with 6 sighters at the longest distance.

The scoring is 5 zone based on the target colours, Yellow – 9, Red – 7, Blue – 5, Black – 3 and White – 1. Ends of 6 arrows are shot in 2 details, 3 arrows at a time, collecting and scoring once each detail has shot 6 arrows.

The competition is shot on a handicap basis so all categories of bow compete against each other. The handicap is based on previous rounds shot and calculated from the GNAS rule book tables. Therefore the highest score is not necessarily the winning score.

Prizes are only available for the Lady archers. There is a trophy for first place with Salvers for 1st, 2nd and 3rd placed lady archers.

Gentlemen and Junior archers are able to shoot the round but are not awarded any prizes. If a Junior archer is unable to reach 60 yards to shoot the **American** round, they can shoot a **St Nicholas** Round. This consists of 7 dozen arrows, 4 dozen at 40 yards and 3 dozen at 30 yards.

It is a tradition with this shoot that the Gentlemen provide the catering, pull the Ladies arrows from the targets, and set up and take down the field without Ladies assistance.

Blackpool Bowmen – Club Competitions

Summer Season Competitions

Vice President's FITA

The **Vice President's FITA** shoot is a **WA** Round. This consists of 12 dozen arrows shot over 4 distances, 90 metres (70m for Ladies), 70m (60m), 50m and 30m – 3 dozen arrows at each distance with 6 sighters at the longest distance.

The scoring is 11 zone based on the target rings, Inner 10 ring – X, Outer 10 ring – 10, Outer Gold ring – 9 etc with finally the Outer White – 1. Ends of 6 arrows are shot in 1 detail at the 2 longer distances with 4 minutes allowed to complete the end. At the 2 shorter distances ends of 3 arrows at a time are shot, collecting and scoring once each detail has shot 3 arrows. (If the weather is bad and the number of archers per target is less than 4, the club version is to continue to shoot 6 arrows to enable the round to be completed.)

The competition is shot on a handicap basis so all categories of bow compete against each other. The handicap is based on previous rounds shot and calculated from the Archery GB handicap tables. Therefore the highest score is not necessarily the winning score.

There is a trophy for first place with Salvagers for 1st, 2nd and 3rd placed archers. There is also an additional Trophy – The Tony Parkinson Trophy which is awarded to the person shooting a score nearest to a hidden score identified on the day.

For Junior Archers there are equivalent rounds to shoot based on age – Metric 2, 3, 4 and 5. Only those Archers who shoot a round not suitable to their age or sex are excluded from the competition.

More Novice Archers can choose to shoot a shorter distance or can opt to only shoot the last 2 distances which comprises of a Short Metric Round to enable a scoring round to be completed.

Should Archers enter a WA shoot external to the club, there is a whistle system for shooting. First whistle go to the line, second whistle start shooting, and third whistle stop shooting. Also in a WA shoot the target face is marked where arrows have hit to identify any bouncers.

Blackpool Bowmen – Club Competitions

Summer Season Competitions

Outdoor Club Championships

The **Club Championship** shoot is a **York/Hereford** Round. This consists of 12 dozen arrows shot over 3 distances, 100 yards (80y for Ladies), 80y (60y), and 60y (50y). The number of arrows shot varies by distance - 6 dozen arrows at the first distance, 4 dozen at the second, and 2 dozen at the last distance. An end of 6 sighters is shot only at the longest distance.

The scoring is 5 zone based on the target colours, Gold - 9, Red – 7, Blue – 5, Black – 3 and White – 1. Ends of 3 arrows are shot in 2 details at all the distances with the details alternating after each shooting end.

The competition is shot on an actual score basis with each category of bow separated into its own group.

There is a trophy for First place in each Bow category with Blackpool Bowmen medals for 1st, 2nd and a Salver for 3rd placed Archers. Junior Archers receive Salvagers for 1st, 2nd and 3rd place.

For Junior Archers there are equivalent rounds to shoot based on age – Bristol 1 to 6. Only those Archers which shoot a round not suitable to their age or sex are excluded from the competition.

More Novice Archers can choose to shoot a shorter distance or can opt to only shoot the last 2 distances which comprises of a **National** Round to enable a scoring round to be completed.

Blackpool Bowmen – Club Competitions

Summer Season Competitions

Clout

The **Clout** shoot consists of 3 dozen arrows shot at a brightly coloured flag 12 inches square. The flag is set on a stick as close to the ground as possible. One end of 6 sighters is shot with each end of scoring arrows consisting of 6 shots. Only a one way Clout is shot due to the layout of the field. Only low trajectory aiming is allowed.

The distances for shooting consist of the following :- Gents – 180 yards, Ladies – 140 yards, with juniors based on age varying between 80 and 140 yards.

The scoring is 5 zone based on the target colours, Gold - 5, Red – 4, Blue – 3, Black – 2 and White – 1. To score the arrows a target coloured cord is laid on the ground. One person is nominated for each colour and the cord is moved around the flag in a full circle with the arrows in each band collected. The arrow's score is dependent upon where the point lands. If the arrow is stuck well into the ground, the score is based on where the arrow goes into the ground. Once all the arrows in the scoring area have been collected, the arrows collected for each colour are laid on the relevant colour section of the cord. Each archer will then score their arrows removing the arrows from the cord as they go.

The competition is shot on an actual score basis with each category of bow separated into its own group.

There is a trophy for First place in each Bow category with Salvers presented for 1st, 2nd and 3rd placed Archers.

Rochdale Mug Shoot

The **Mug Shoot** is an **American Round**. (See Ladies Day for full details of the distances and arrows)

This shoot takes the form of a friendly competition against Rochdale Company of Archers. The venue alternates between Blackpool and Rochdale. All archers may shoot in the competition.

For the competition element the top 4 Recurve scores and the top 4 Compound scores from each club are submitted into the competition for the 2 trophies. Whichever club has the highest score in each category keeps the trophy for the year.

Within the competition there is a trophy awarded to the top scoring Recurve and top scoring Compound archer. Each also receives a salver to recognise their top score.

Following the competition it is traditional that the home club provide a tea following which the trophy presentations take place.

Blackpool Bowmen – Club Competitions

Summer Season Competitions

Outdoor Club Handicap Championships

The **Club Handicap Championship** shoot is an **Albion** Round. This consists of 9 dozen arrows shot over 3 distances, 80 yards, 60y, and 50y. Three dozen arrows are shot at each distance. An end of 6 sighters is shot only at the longest distance.

The scoring is 5 zone based on the target colours, Gold - 9, Red – 7, Blue – 5, Black – 3 and White – 1. Ends of 3 arrows are shot in 2 details at all the distances with the details alternating after each shooting end.

The competition is shot on a handicap basis with all categories of bow shooting against other.

There is a trophy for First place with Salvers for 1st, 2nd and 3rd placed Archers.

For Junior Archers there are equivalent rounds to shoot based on age – Windsor rounds.

Only those Archers shooting a round not suitable to their age or sex are excluded from the competition.

More Novice Archers can choose to shoot a shorter distance to enable a scoring round to be completed.

Anniversary Shoot

The **Anniversary** shoot is a **Warwick** Round. This consists of 4 dozen arrows shot over 2 distances, 60 yards, and 50 yards. Two dozen arrows are shot at each distance. An end of 6 sighters is shot only at the longest distance.

The scoring is 5 zone based on the target colours, Gold - 9, Red – 7, Blue – 5, Black – 3 and White – 1. Ends of 3 arrows are shot in 2 details at all the distances with the details alternating after each shooting end.

The competition is shot on a handicap basis with all categories of bow shooting against each other.

There is a trophy for First place with Medals for 1st, 2nd and 3rd placed Archers.

For Junior Archers there are equivalent rounds to shoot based on age – Short Warwick, Junior Warwick or Short Junior Warwick rounds.

Only those Archers shooting a round not suitable to their age or sex are excluded from the competition.

More Novice Archers can choose to shoot a shorter distance to enable a scoring round to be completed.

Blackpool Bowmen – Winter Championships

Championship Competitions

Club Indoor Championship

The Club Indoor Championship takes the form of a **Portsmouth** Round consists of 5 dozen arrows shot at 20 yards at a full size indoor target face (60cm with the centre placed a height of 130cm). Two ends of 3 sighters are allowed for this round. The scoring is 10 zone based on the target bands and colours, inner Gold – 10, Outer Gold - 9, inner Red – 8, outer Red – 7, inner blue – 6, outer Blue – 5, inner Black - 4, outer Black – 3, inner White - 2 and outer White – 1. Compound Archers are restricted to the inner 10 ring of the Gold scoring a 10 and the outer 10 ring scoring as a 9 (Recurve 10 ring). Prizes are awarded per Category of Bow, split by Gender, and by Senior/Junior status.

Club Indoor Handicap Championship

The same score is used as for the above round, as it is shot at the same time, but this score is added to an allowance to work out an adjusted score based on each individual's handicap. Prizes are awarded for 1st, 2nd and 3rd place.

Blackpool Bowmen – Winter League

Winter League Competitions

League Procedure

The League consists of a number of different rounds shot during the winter months. Seven rounds are available to shoot but only the best 5 scores are entered in the League, one of which must be a Frostbite round. The rounds shot include 2 Portsmouth rounds, 2 Frostbite rounds, 1 Worcester, 1 Vegas and 1 WA (FITA) 18 round. The order of shoots is available on the notice board in the Clubhouse with the rounds shot on designated Sundays. For most rounds there are 2 sessions available, morning or afternoon, however the 2 Frostbite's are afternoon only shoots.

If for some valid reason a round cannot be shot on the scheduled day, it is preferable to shoot this round earlier so that the score can be listed in the results with those who shot on the specified day. However, should this not be possible, the round can be shot as long as it is completed before the next scheduled round.

Portsmouth

The **Portsmouth** Round consists of 5 dozen arrows shot at 20 yards at a full size indoor target face (60cm with the centre placed a height of 130cm). Two ends of 3 sighters are allowed for this round. The scoring is 10 zone based on the target bands and colours, inner Gold – 10, Outer Gold - 9, inner Red – 8, outer Red – 7, inner blue – 6, outer Blue – 5, inner Black - 4, outer Black – 3, inner White - 2 and outer White – 1. Compound Archers are restricted to the inner 10 ring of the Gold scoring a 10 and the outer 10 ring scoring as a 9 (Recurve 10 ring).

Frostbite

The **Frostbite** Round consists of 3 dozen arrows shot at 30 meters at an 80 cm target face. Two ends of 3 sighters are allowed for this round. The scoring is 10 zone based on target colours and bands but with the addition that all bow types score the inner 10 ring (X), the 10 ring as 10 and the outer gold as 9 with the remaining rings as per the Portsmouth. The compounds are not restricted to only the inner 10 ring scoring as 10 as in other rounds.

WA (FITA) 18

The **WA (FITA) 18** Round consists of 5 dozen arrows shot at 18 metres at a 40 cm target face. Two ends of 3 sighters are allowed for this round. The scoring is 10 zone based on the target colours and bands. The compound archers have a smaller 10 ring than the Recurve and other bow types. If two details are required the target centres are placed at 100 and 160 cm height. If shooting at the top target, this will continue throughout the competition. The Details alternate as usual.

Vegas

The **Vegas** Round consists of 5 dozen arrows shot at 18 metres at a triangular triple face. The centres are equivalent to a 40 cm target but there are no 5 down to 1 ring. Two ends of 3 sighters are shot. If two rows of targets are present the first detail shoot at the top targets and the second detail shoot at the lower targets. The details do not alternate but swap targets half way through. Again the compound archers have a smaller 10 ring to shoot at. Arrows are to be shot at the targets in order 1, 2, 3. If an arrow goes into the wrong target face a miss is declared.

Worcester

The **Worcester** Round consists 5 dozen arrows shot at 20 yards at a black and white 16 inch target face. One end of 5 sighters is shot. If targets are arranged in 2 rows, the first detail shoots 30 arrows at the top row of targets. The remaining 30 arrows are shot at the bottom row. There is no detail rotation. The target scores 5 for the centre white area down to 1 for the outermost black ring.

Blackpool Bowmen Constitution

(Last amended at the AGM on 26/03/2015)

- 1) The Club shall be called "Blackpool Bowmen".
- 2) The object of the above shall be the practice and promotion of archery.
- 3) The Club shall consist of a President, Vice-President, Chairman, Honorary Secretary, Honorary Treasurer, Shooting Members and Non Shooting Associates.
- 4) A Shooting Member is a fully paid up Member who engages in the practice of archery. A Shooting Member may vote on all counts.

A Junior Member is a fully paid up shooting Member under 18 years of age. Whilst participating in any Club activity Junior Members must be accompanied by a parent or guardian. A Junior Member may not vote.

An Associate Member is one who does not engage in the practice of archery, but who wishes to enjoy the amenities of the Club. An Associate Member may not vote.

- 5) A General Meeting will be held in March each Club year to elect the Officials and Committee and at which the accounts of the Club shall be submitted. The General Meeting shall direct the policy of the Club and be responsible for the appointment of all Trustees, Officials and Committee members. Extra-ordinary General Meetings will be called when the necessity arises. A two thirds majority shall be the rule at all General Meetings of the Club.

- 6) The Club shall be managed by a Committee consisting of eleven Members including the Chairman, Honorary Secretary, Honorary Treasurer and will include at least one Lady and one Junior Member. At least six of the Members shall be shooting Members. The Committee shall be empowered to co-opt Members should the necessity arise. Such co-opted Members shall serve for the time necessary to complete the business for which they were co-opted and shall have no vote on the Committee. A quorum shall consist of 5 Members, four of which shall be shooting Members.

- 7) The acceptance of new Members shall be decided by the Committee. The name of the proposed new Member, together with the names of the proposer and seconder, shall be posted on the notice board for seven days. If at the end of that time no objections have been lodged against them, they may, at the discretion of the Committee, be accepted as Members. Should any application be rejected, the proposer and seconder will be notified verbally by the Chairman and Secretary.

- 8) Any prospective Member shall pay a temporary fee plus target fees for a period of six consecutive weeks, at the end of which the full subscription must be paid.

- 9) Visitors, who are members of Archery GB shall be allowed to shoot on any practice day, being introduced by a Member, on a temporary fee. Club Members concerned shall be responsible for signing them in and collecting their target fees.

- 10) Prize meetings shall be held each year, also a handicap meeting - the dates to be fixed by the Committee.

- 11) Members intending to compete in a prize meeting shall pay a target fee, in advance, in order to provide a fund for prizes.
- 12) Members shall pay a target fee for each practice meeting - the fee for each year to be decided at the Annual General Meeting.
- 13) Anyone presenting a trophy to the Club shall have the right to state the purpose for which it shall be used. Any prizes given for a shoot shall be the sole responsibility of the Committee for distribution.
- 14) The Shooting Regulations of Archery GB (GNAS) and World Archery (formerly FITA) shall be observed at all times.
- 15) The Secretary-for-the-time-being shall have charge of and legal possession of all property of the Club.
- 16) The Committee shall have full powers to expel any Member who commits an act which is deemed to be not in the best interest of the Club. Any such Member will have the right of appeal to a disciplinary sub-committee made up from four Club Members, not involved at the original hearing, and chaired by the Chairman who will have no right to vote.
- 17) The Committee as a body or individually shall not be held responsible for :-
 - a) Any accident in the pavilion.
 - b) Any property lost, damaged or stolen.
- 18) Any equipment taken from the Club premises, without the full permission of the Committee, shall be deemed to be stolen and necessary legal steps taken to recover the said equipment.
- 19) Every Member shall pay a subscription due on the 1st January each year. Any Member whose subscription is not paid by the 1st February shall be deemed to have terminated their membership and must re-apply for admission.
- 20) The Club believes that the welfare of children and vulnerable adults is of paramount importance, and is committed to providing an environment where such people can learn and participate safely in the sport of archery. To this end the Committee will be guided by the Archery GB (GNAS) Protection of Children and Vulnerable Adults Policy.

Blackpool Bowmen House Rules

- 1) Register to be signed on arrival.
- 2) All members shall be responsible for signing the register, recording scores, setting out warning flags, safety notices and precautions, before, during and after shooting.
- 3) All Members will assist in setting out the ranges and also in clearing away after shooting has finished.
- 4) Any archer wishing to shoot alone must be accompanied by a witness, as per the directions from the Park's Superintendent. All Members will obey directives from the Park's Committee.
- 5) Archery GB (GNAS) and WA (FITA) rules for general demeanour and safety on the range during shooting, will always apply.
- 6) Members should always try to adhere to Archery GB and WA rules of dress.
- 7) Use of Club equipment is a concession to beginners and not a right of Members. Equipment may be obtained from a Committee Member and must be shared if necessary.
- 8) Once a round has commenced, Members may not join others already shooting on a target except by invitation, but should bring out another target for their own use.
- 9) Great care should be taken in handling Club target bosses and other equipment.
- 10) The official Club meetings will be Sunday, Tuesday & Thursday, and any other day as required.
- 11) After a minimum of 12 months membership, any shooting member over the age of 18 is eligible to apply to the Committee for a key to the pavilion. A fee (refundable) to be paid for this privilege. The fee will be set at the Annual General Meeting. **ALL** keys to be shown to the Treasurer or Key Secretary two weeks prior to the Annual General Meeting. All key holders will be responsible for leaving the premises safe and secure at the end of each shooting session. Any unlisted person found to have a key to the pavilion and being found on the premises unlawfully, will be dealt with accordingly.
- 12) The use of the indoor range for shooting and other activities shall be governed by the Executive Committee only.
- 13) The Club notice boards will only display information agreed by the Committee.
- 14) No more than 8 archers to shoot on the indoor line at any one time. Other archers will vacate the shooting line and occupy the safety zone.

Printing these pages as a booklet

Samsung Laser printer
Set to preset BB Welcome

Canon iP6600D
Set to Grayscale, A4 portrait
Page Layout (specify 2-page print [L to R]
No page border
Duplex (short side stapling [Left])

Set pages to print in this order for both printers :-

21,18,19,20

3,16,17,22

5,14,15,4

7,12,13,6

9,10,11,8

24,1,2,23

For pages 24,1,2,23 print out pages 2,23 set to non duplex and 2 pages per side. Put page back in printer (Laser) with print side down but with page 2 away from print head. Then print other pages as 1,24. Should stop page 1 being upside down.