



Rules of Shooting

Responsible for review of procedure
Business Operations and Compliance Manager

Version	Approved by	Date of approval	Next Review Date
Proc-01-16	Director of Participation	January 2023	April 2023

INTENTIONALLY BLANK

ARCHERY GB

RULES OF SHOOTING

Contents

Part	Title
	Contents
	Amendment Procedures
	Introduction
1	Bow Safety
2	Bowstyles
3	Target Archery – Outdoor
4	Target Archery – Indoor
5	Field Archery
6	Flight Shooting
7	Clout Shooting
8	Crossbow Target Rounds
9	Traditional Longbow Target Archery
10	Other Forms of Archery
11	Disabled and Visually Impaired Archers
	Index
Appendix	
A	Approved Scoring Systems
B	Minimum Standard for Judge in Charge
C	Target Archery Outdoor – Range Layout
D	Target Archery Outdoor – Independent Range Layout
E	Clout Archery – Range Layout
F	WA Bowstyle references

Imperial/Metric Conversions

1 metre = 1 yard 0 feet 3.37 inches

1 kilogram = 2.2 pounds

1 yard = 0.914 metres

1 pound = 0.454 kilograms

ARCHERY GB

RULES OF SHOOTING

Published by
Archery GB
Lilleshall National Sports & Conferencing Centre
Newport
Shropshire TF10 9AT
Telephone: 01952 677888
E-Mail: enquiries@archerygb.org

© Archery GB 2002, 2004, 2006, 2008, 2010, 2012, 2014, 2016, 2020, 2021

ISSUE DATE OF PAGES

All pages

October 2022

Archery GB is the trading name of the Grand National Archery Society, a company limited by guarantee no. 1342150 Registered in England.

Amendment Procedures

1. Proposals or suggestions for changes to these Rules of Shooting should initially be forwarded in writing to Membership Services.
2. Archery GB will consult the Rules Advisor and any other relevant person, and if a change is agreed in principle, a proposal will then be drafted and put before the Director of Participation for consideration. If agreed, a proposal will be published in Archery UK and on the Archery GB website and comments invited from the membership.
3. Members comments must be received at Membership Services within two months from the week the Archery UK is published.
4. At the end of this consultation period, the Rules Advisor will subsequently formulate a final proposal.
5. The final proposal will be considered by the Director of Participation. If agreement is obtained from this Committee, the new rule will be published in Archery UK and on the Archery GB website.
6. Any new rule will become effective on the following 1st April or 1st October, whichever occurs first.
7. Notwithstanding the procedures given above, changes to the Rules of Shooting regarding urgent safety matters may be enacted at any time by the Director of Participation.
8. Changes since the last edition are shown in blue.

INTENTIONALLY BLANK

Introduction

1. Implementation & Authority

The shooting regulations as prescribed in its Rules of Shooting, which are the responsibility of Archery GB's Executive, shall be accepted as governing the relevant branches of the sport of Archery throughout the area under Archery GB's jurisdiction. Local shooting arrangements should not conflict with these Rules of Shooting.

These Rules of Shooting are approved by Archery GB to give guidance to archers so they may practice their sport and engage in safe, fair competition with a spirit of friendly rivalry, all in keeping with our motto of "Union, Trueheart and Courtesie". Archers, judges and others interpreting these rules are expected to do so sensibly and realistically.

2. World Archery (WA)

- (a) Archery GB is a Member Association of World Archery (WA), the international governing body for archery recognised by the International Olympic Committee. World Archery was previously known as the Federation International de Tir à l'Arc (FITA).
- (b) There are many similarities between WA Rules and those in this book. However, many of the WA rules are geared to the staging of world championship events. Accordingly, shooting will normally be to the Archery GB Rules published herein; WA rules may apply when WA recognised rounds are shot and guidance is given on the application of WA rules when shooting at all levels of tournament.
- (c) Extracts from WA Constitution and Rules are produced with their permission.

3. Etiquette.

A Good Archer:

- (a) Does not talk in a loud voice whilst others are shooting.
- (b) Does not talk to another competitor who obviously prefers to be silent.
- (c) Does not make any exclamation on the shooting line that might disconcert a neighbour in the act of shooting.
- (d) Does not go behind the target to retrieve their arrows before their score has been recorded.
- (e) Does not walk up and down the shooting line comparing scores.
- (f) Does not touch anyone else's equipment without permission.
- (g) Does not leave litter.
- (h) When calling scores does so in groups of three, for example '7 - 7 - 5' pause '5 - 5 - 3'.
- (j) If they break another's arrow through their own carelessness, pays for it in cash on the spot.
- (k) Thanks the Target Captain at the end of each round for work on their behalf.

4. Challenge Trophies

- (a) Most Challenge Trophies are valuable and irreplaceable. The holder is responsible for them whilst in their possession and for their return at the appropriate time in a clean and fit condition for presentation, and with any necessary engraving correctly executed.
- (b) The cost of engraving of National Trophies can be reimbursed on application to the Archery GB Chief Executive.

INTENTIONALLY BLANK

PART 1

BOW SAFETY

101. Introduction

- (a) These bow safety rules apply to all archery disciplines. Other safety rules are given in the separate Parts of these Rules.
- (b) Each member of Archery GB has a duty of care to ensure that their actions do not compromise the safety of themselves or others.

102. General

- (a) No archer may draw their bow, with or without an arrow, except when standing at the shooting line or peg. If an arrow is used, the archer shall aim toward the targets but only after being satisfied that the field is clear both in front of and behind the targets.
- (b) When drawing back the string of the bow an archer shall not use any technique which, in the opinion of the judges, could, if accidentally loosed, allow the arrow to fly beyond a safety zone or safety arrangements (overshoot area, net, wall, etc). If an archer persists in using such a technique, they will, in the interest of safety, be immediately asked by the Judge to stop shooting and to leave the area.
- (c) If anyone present where archery is taking place becomes aware that shooting should be halted for safety reasons, that person must call "FAST". On hearing this call, all archers must immediately stop shooting, returning all unshot arrows to the quiver. If necessary, the call of "FAST" should be repeated by other archers to ensure that everyone has heard and stopped shooting. Shooting will recommence only on the instruction of the Judge.
- (d) The Judge, in consultation with the appointed tournament organiser is empowered to require any individual who is considered to be jeopardising the safety of the tournament to immediately leave the shooting ground.

103. Numbers Present

- (a) When any shooting is in progress there must be a minimum of two people present each being a minimum of 18 years of age, one of whom may be a non-archer to act as a lookout. The archer is responsible to inform the lookout of all safety aspects applicable. Where two adult archers are present and shooting together they will alternate on the shooting line so that the non-shooting archer can act as the lookout.
- (b) Juniors. When junior archers (ie archers under 18) are shooting individually or in groups they must be supervised by an adult member of Archery GB and a second adult must be present.
- (c) On private land which is fenced all round, where the public has no legal right of access and with a warning notice displayed at all entrances and points of access, the following concessions may apply notwithstanding the provisions of 103(a) and (b) above:
 - (i) Solo shooting by senior archers (ie archers 18 and over) is permitted. Any member shooting on their own is doing so at their own risk in respect of personal injuries.
 - (ii) Provided that they are an adult member of Archery GB, one parent/guardian alone may supervise their own child(ren).

104. Crossbow Safety

- (a) A crossbow may NOT be drawn or cocked except on the shooting line and in the direction of the targets, after the arbalist has ensured that the field is clear both in front of and behind the targets.
- (b) If shooting is interrupted for any reason, crossbows shall be lowered immediately so that they are directed at the ground immediately in front of the shooting line and the bolt removed.
- (c) No person less than 12 years of age may shoot or manipulate a crossbow.

INTENTIONALLY BLANK

PART 2

BOWSTYLES

201. Introduction and General Rules The recognised bowstyles are given below. Additional information is also provided where necessary within the Rules for each separate archery discipline. The following general rules apply to all bowstyles:

- (a) Visual Aids.
 - (i) Field glasses, telescopes and other visual aids may be used for spotting arrows.
 - (ii) Prescription spectacles or shooting spectacles, provided they are fitted with the same lenses normally worn by the archer, and sun glasses may be used. The glass of the non-sighting eye may be fully covered or taped, or an eye patch may be used.
 - (iii) No visual aid may be fitted with micro hole lenses, or similar devices, nor marked in any way which can assist in aiming.
- (b) Accessories. Accessories are permitted such as limb savers, bracer, dress shield, bowstring, belt or ground quiver, and tassel. Foot markers are also permitted but must not protrude above the ground more than one centimetre.
- (c) Broad-head, edged, bodkin, silver spoon and any other large diameter arrow piles are not permitted.
- (d) An archer's equipment must not represent an undue obstacle to other archers on the shooting line.
- (e) No electronic or electrical equipment that can be attached to the archers equipment is permitted.
- (f) No electronic voice communication device, headsets or noise reduction devices are allowed in front of the waiting line. Electronic devices used for monitoring physiological data, like wrist worn fitness trackers, smart watches and heart rate chest bands are permitted, as long as the monitoring device on the archer is not visually intrusive (e.g. no eye-tracking devices).
- (g) Mobile devices such as mobile phones are permitted in front of the waiting line for running software that allows the archer to plot arrow impacts, as they would on printed paper for the same purpose, and to record scores.
- (h) It is the archer's responsibility to use equipment which complies with the rules. Any archer found to be using equipment contravening these Rules may have their scores disqualified.

202. Recurve: The Recurve Bow is as described in WA Constitution and Rules, Book 3, Article 11.1. [Which can be found here https://worldarchery.sport/rulebook/article/793](https://worldarchery.sport/rulebook/article/793)

203. WA Standard Bow The WA Standard Bow is a simplified form of the recurve bow and is fully described in WA Constitution & Rules. [Which can be found here https://worldarchery.sport/rulebook/article/793](https://worldarchery.sport/rulebook/article/793)

204. Barebow: The Barebow is as described in WA Constitution and Rules, Book 3, Article 11.4. [Which can be found here https://worldarchery.sport/rulebook/article/793](https://worldarchery.sport/rulebook/article/793)

205. Recurve Traditional The Recurve Traditional is generally as described for Barebow in Rule 204 but with the following variations:

- (a) Arrows. Arrow shafts shall be made of wood but with no limit as to maximum diameter. Fletchings shall be of natural feather; metallic piles and plastic nocks may be used.
- (b) Arrowrest. The arrowrest must not be adjustable. A pressure button is not permitted.
- (c) Shooting Style. Archers must adhere to one anchor point and one finger position on the string throughout a tournament.

206. Longbow

- (a) **Bow.** The bow shall be the traditional longbow made from wood, either “self”, “backed”, or “laminated” with cambered (stacked) belly and horn nocks. With the exception of the “self” bow, each limb of the bow shall form a single simple curve from the handle to the nock when at full draw. The bow shall be not less than five feet in length for an arrow of less than 27 inches and; not less than five feet six inches in length for a 27” or longer arrow, this being measured along the back between the string nocks. At no point shall the depth of the bow, measured from back to belly, be less than 5/8 (five eighths) of the width of the bow at the same section. The bow may carry no support for the arrow. Bows of bamboo, constructed in conformity with the above, shall be permitted.
- (b) **String.** The string may be of either natural or man-made substance, and may, if desired, embody a “kisser” at any point as required to facilitate a consistent draw position, but for no other purpose.
- (c) **Sights and Ground Markers.** A sight, as such, is not permitted but one of the following may be used:
- (i) A mark on the bow limb.
 - (ii) A rubber band of no more than 1/8” in depth and thickness.
 - (iii) A ground marker of any design provided it does not exceed a height from the ground of 6 inches or a diameter of 3 inches or impede any other archer.
- (d) **Arrows.** Arrows shall have wooden steles (shafts), shall be fitted with feather fletchings, and may have either horn-reinforced, self or applied nocks. There is no limit to the maximum shaft diameter. The pile shall not exceed the diameter of the shaft at the point of fitment. Shouldered piles, whilst not disallowed, should be avoided because of excess damage to targets. Arrows shall be properly marked, so that there shall be no difficulty in claiming them.
- (e) **Hand Protection**
- (i) Finger protection in the form of finger stalls or tips, gloves, or shooting tab or tape (plaster) to draw, hold back and release the string is permitted, provided that such protection does not incorporate any device to hold, draw and release the string.
 - (ii) A separator between the fingers to prevent pinching the arrow and/or a platform tab may be used. An extension so as to provide a greater angle, prior to release, other than that achieved by the use of a normal tab, glove or other form of finger protection, is not permitted.
 - (iii) On the bow hand an ordinary glove, mitten or similar item may be worn but shall not be attached to the grip.

206A American Flatbow

- (a) **Bow.** The bow shall correspond to the traditional form of a longbow which means that when strung the string may not touch any other part of the bow but the string nocks. The bow may be made from any material or combination of material. The shape of the grip is not restricted. Centre shot is allowed. For women the bow will not be less than 150 cm in length, for men the bow will be not less than 160 cm in length – this length being measured on a strung bow between the string nocks all along the outside of the limbs. No weights, stabilisers or torque flight compensators are allowed
- (b) **String.** The bow string may comprise of any number of strands which may be different colours and of the material chosen for the purpose. The string may have a centre serving to accommodate the drawing fingers, a single nocking point to which may be added serving(s) to fit the arrow nock as necessary, and to locate this point 1 or 2 nock locators may be positioned and at each end of the bowstring a loop to be placed in the string nocks of the bow when braced. The serving on the string must not end within the athlete’s vision at full draw. The bowstring must not in any way assist aiming through the use of a peephole, marking, or any other means. No lip or nose mark is permitted. String silencers are permitted provided they are located no closer than 30 cm from the nocking point.

- (c) Arrowrest. If the bow has an arrow shelf, that shelf may be used as an arrowrest and it may be covered with any type of soft material. No other types of rest will be allowed. No drawcheck device may be used.
- (d) Sight and Point of Aim. No sight or sightmark on the bow that help aiming or any other artificial point of aim is allowed.
- (e) Arrows. Arrows shall have wooden shafts fitted with points of the field type or bullet, conical or cone shaped meant for wooden arrows. Only natural feathers will be used as fletching. Cresting may be applied. The maximum diameter of arrow shafts will not exceed 9.3mm; the points for these arrows may have a maximum diameter of 9.4mm. All arrows must be marked with the archer's name or initials on the shaft. All arrows used at any end will carry the same pattern and colour(s) of fletching, nocks and cresting, if any.
- (f) Hand Protection. Finger protection in the form of finger stalls or tips, gloves, shooting tab or tape (plaster) to draw, hold back and release the string is permitted.
 - (i) The finger protection must not incorporate any device to hold, draw and release the string.
 - (ii) An anchor plate or similar device attached to the finger protection (tab) for the purpose of anchoring is not permitted.
 - (iii) On the bow hand an ordinary glove, mitten or similar item may be worn but must not be attached to the grip.

206B Asiatic Bow

- (a) Bow. The bow shall be composite in construction, made of multiple components leading to a single piece for the bow. Materials may be modern fibre glass, or traditional materials such a combination of wood, bamboo, horn. The bow may be wrapped in either leather, birch bark or snakeskin and lacquered. The bow may carry no support for the arrow. The bow must not have a pressure button or weights
- (b) String. The string may be of either natural or man-made substance.
- (c) Sights and Ground Markers. A sight or ground markers are not permitted.
- (d) Arrows. Arrows can be wood, aluminium, carbon or carbon composite. There is no limit to the maximum shaft diameter. The pile shall not exceed the diameter of the shaft at the point of fitment. Shouldered piles, whilst not disallowed, should be avoided because of excess damage to targets. Arrows shall be properly marked, so that there shall be no difficulty in claiming them.
- (e) Hand Protection.
 - (i) A thumb ring is permitted. Typically it is made of a single material, of leather, wood, Jade, plastic, horn, and various metals. The string may rest on top of the ring, or behind the ring's edge.
 - (ii) The thumb hooks around the string and the index finger is placed over the thumb nail to assist the hold. The thumb ring provides protection from the release of the string like a finger tab.
 - (iii) On the bow hand an ordinary glove, mitten or similar item may be worn but shall not be attached to the grip.
- (f) Safety.
 - (i) For the purpose of Rule 302 Safety, the bow is considered to shot off the fingers. A thumb ring is not considered as a mechanical release.
 - (ii) The archer's anchor point may be different to other shooting styles however archers shooting with this bow will need to ensure that they conform to Rule 102(b).

207. Compound The Compound Bow is as described in WA Constitution and Rules, Book 3, Article 11.2. [Which can be found here https://worldarchery.sport/rulebook/article/793](https://worldarchery.sport/rulebook/article/793)

208. Compound Limited The Compound Limited is generally as described for Compound Unlimited in Rule 207 but with the following variations:

- (a) The string must be drawn, held back and released by the fingers of one hand.
- (b) The pressure point shall be placed no further than 4cm back (inside) from the throat of the handle (pivot point) of the bow.
- (c) The bowsight must not incorporate magnifying lenses or prisms (ie a scope). A level and a peephole are allowed.
- (d) Multipin sights are allowed on marked courses only

209 Compound Barebow The Compound Barebow is generally as described for Compound Limited in Rule 208 but with the following further variations:

- (a) The bow must be bare, except for the arrowrest and one stabilizer (see (c) below), and free from protrusions, marks, blemishes or laminated pieces which could be of use in aiming.
- (b) Although multi-coloured strings are permitted, there shall be no additional markings or attachments on the string which could be of use in aiming.
- (c) One stabilizer no longer than 30.5cm (12") overall may be fitted.

210. Crossbow

- (a) A crossbow stock may be made from any safe material and must be fitted with a mechanical trigger. Prods, which may be made of any material except metal, shall not exceed 900mm in length when the crossbow is strung.
- (b) The draw weight at the string latch shall be no more than 95lbs (43 kg). The draw weight and draw length must be clearly marked on the prod. The clean draw length, measured from the string to the string latch shall be no more than 300mm
- (c) The bow must be fitted with a bolt retaining clip.
- (d) A string may be made of any non-metallic material.
- (e) Bolts may be made of any material and of such design as not to cause unreasonable damage to the target. Bolt length is minimum 12 inches, maximum 15 inches. Three fletchings, feather or plastic, shall be fitted.
- (f) Telescopic or magnifying sights are not allowed.
- (g) The following are permitted:
 - (i) Foot stirrups attached to the bow.
 - (ii) Stabilizers.
 - (iii) Palm rest.
 - (iv) A butt hook that does not rest directly on top of the shoulder and is no more than 150mm in length.
- (h) The length between the back sight and the front sight shall not exceed 720mm.
- (j) All crossbows must be drawn by hand. The use of cocking aids, gloves or fingerstalls is not permitted.
- (k) Pistol crossbows are not permitted.
- (l) Crossbow and the Law. When travelling on public transport or walking in a public thoroughfare it is essential that the prod be removed and the stock and prod be carried in a case or cover.

211. Conventional Flight Bows

- (a) Any bow, other than a crossbow, which is constructed so that there is no mechanical advantage obtained by the use of accessory limbs, levers, pulleys, eccentrics or similar devices.
- (b) The following may be used:
 - (i) Keyhole bows, forward handles and overdraws.
 - (ii) A six-gold ring and a flipper or strap. A flipper is made from pieces of leather and/or rubber that wrap in opposite directions around the string.

- (iii) Handheld non-mechanical release aid. No mechanical release aid may be used other than the flipper as defined above
- (iv) Hand protection as defined in 202(h), or other held non-mechanical release aids.
- (v) Block, sipur and angle measuring device.

212. Compound Flight Bow. Bows so constructed that a mechanical advantage is obtained by the use of accessory limbs, levers, pulleys, eccentrics or similar devices.

- (a) The weight of the bow shall not exceed 60 lbs measured at the break over point or position of normally drawn bow at which the bow's maximum poundage is achieved.
- (b) Keyhole type bows, forward handles and angle measuring device are permitted.
- (c) Overdraws are permitted but no overdraw shall allow the point of the arrow to be drawn further back than the brace height of the bow.
- (d) Any release aid used must be handheld.

213. Competition Between Bowstyles

- (a) Bows that are recognised in Rules 202, 203, 204, 205, 206, 206A and 206B may not be used in direct competition with bows recognised in Rules 207, 208 and 209. Competition on a handicap basis is not regarded as direct competition.
- (b) Crossbowmen using bows recognised in Rules 210 shall shoot on separate targets from other archers and not compete with them.

INTENTIONALLY BLANK

PART 3

TARGET ARCHERY – OUTDOOR

300. Target Faces

- (a) The diameters of the standard faces are 122cm and 80cm.
- (b) (i) The 122cm face is composed of a circle in the centre of 24.4cm diameter ringed by four concentric bands the breadth of each, measured radially, being 12.2cm.
(ii) The 80cm face is composed of a circle in the centre of 16cm diameter ringed by four concentric bands the breadth of each, measured radially, being 8cm.
- (c) The colours of both target faces are, from centre outwards, gold, red, blue, black and white.
- (d) (i) Except between black/white and black/blue dividing lines between colours may be used. Such dividing lines shall not exceed 2mm in width and shall be entirely within the higher scoring zone.
(ii) The line marking the outermost edge of the white shall not exceed 2mm in width and shall be entirely within the scoring zone.
- (e) When the 122cm and 80cm faces are used for 10 zone scoring they are divided as follows:
 - (i) Each colour zone is divided into two zones of equal radial width
 - (ii) The resulting central zone is further divided into two zones of equal radial width.
 - (iii) The dividing lines shall not exceed 2mm in width and shall be entirely within the higher scoring zone.
- (f) The centre of the gold is termed the 'pinhole and shall be marked with a small cross (x) the lines of which shall not exceed 2mm in width.
- (g) Tolerances on the diameter of each scoring zone on both target faces are permitted as follows:
 - (i) Gold zones and Inner Red zone – $\pm 1\text{mm}$
 - (ii) All other zones – $\pm 2\text{mm}$

301. Range Layout

- (a) The targets shall be set up at one end of the ground. They shall be inclined at an angle of about 15 degrees, with the pinholes 130cm (4ft 3in) $\pm 5\text{cm}$ above the ground. The height of the pinhole on a line of faces shall at all times look straight.
- (b) Minimum spacing of boss centres shall be:
 - (i) Archers shooting singly or in pairs - 2.5m (8ft 2ins)
 - (ii) Archers shooting in threes – 3.66m (12ft)
- (c) Each target boss shall be securely anchored so that it cannot blow off its stand. Likewise stands shall be anchored to prevent them from blowing over.
- (d) All targets shall be clearly numbered. Flags to indicate wind direction may, at the tournament organiser's discretion, be placed above the centre of each target. Such flags shall be between 25cm and 30cm in both height and length, be of a colour easily visible and placed in such a manner that no part of the flag can obscure any part of the target or boss. Alternatively, a wind indicator flag may be placed at each end of the target line.
- (e) The shooting line (over which the archers shall take up their shooting positions) shall be measured from points vertically below the pinholes. Tolerances on such measurements shall be as follows:
 - (i) Metric distances: up to and including 50m – $\pm 15\text{cm}$
above 50m – $\pm 30\text{cm}$
 - (ii) Imperial distances: up to and including 50yds – $\pm 6\text{in}$
above 50yds – $\pm 12\text{in}$
- (f) Shooting marks or flat markers, shall be positioned opposite the targets at the appropriate distances. The shooting marks are to bear the number of the target opposite which they are placed.

- (g) The following additional markings may be laid down:
 - (i) Lines at right angles to the shooting line and extending from the shooting line to the target line making lanes containing one, two or three bosses.
 - (ii) A line 3m in front of the shooting line.
- (h) A waiting line shall be placed at least five yards behind the shooting line.
- (j) All tents and other shelters (except those for the judge's use) and all spectators shall be at least 10 yards behind the shooting line, maintaining adequate room for the free passage of competitors and officials. Spectators shall not advance in front of this tent line without agreement of the Judge.
- (k) Trade and refreshment areas shall be at least 25 yards behind the shooting line.

302. Range Safety - Refer to the diagrams at Appendix C and D.

- (a) All ranges must be registered in accordance with the process as directed by Archery GB
- (b) Overshoot Distances.
 - (i) Overshoot Line. The overshoot line is a line parallel to the shooting line positioned at the required distance behind the targets and extending to the width of the side safety areas.
 - (ii) Bows shot off the fingers.
 - a. At target distances up to 60 yards/metres the overshoot line shall be at least 110yds from the shooting line.
 - b. At target distances over 60 yards/metres the overshoot line shall be at least 50 yards from the target line.
 - (iii) Bows shot with Mechanical Release Aids. At all target distances the overshoot line shall be at least 150 yards from the shooting line.
- (c) Side Safety Areas. Each side safety area is the area in front of the shooting line and to the side of the range (including the overshoot area) enclosed by a line from a point 10yds to the side of the shooting line, to a point 20yds to the side of the range at 100yds from the shooting line, and continuing on that straight line to the overshoot line.

Note: If the overshoot line is 150yds from the shooting line, the side safety area at that distance will extend 25yds to the side of the range.
- (d) Access and Visibility.
 - (i) ALL GROUNDS are deemed accessible by the public even if that involves trespass.
 - (ii) On grounds where the public have a right of access, the whole of the range as far as the overshoot line and the side safety areas shall be roped off to indicate that only authorised people can enter the area when shooting is in progress.
 - (iii) It is recommended that the roped area be extended to include an area 15yds behind the shooting line and 10yds either side of the shooting line.
 - (iv) The Field Captain must have total control of the shooting and safety areas. Additional lighting (e.g. floodlights) can be used if necessary, to ensure full visibility for the shooting area AND the safety area
- (e) Independent Ranges. Where 2 adjacent ranges are in use independently, the safety area between the two ranges must be a minimum 20 yards, be fully roped off, and no access allowed until both ranges have finished shooting. See Appendix D for diagram
- (f) Clubs or event organisers who are unable to confirm that their range meets the Rules of Shooting must apply for a range assessment or terminate any shooting. Clubs must ensure shooting conforms at all times to range safety rules and/or agreed range assessment when shooting is in progress.

303. Bowstyles The description of bowstyles is given in Part 2. Bowstyles recognised for Target Archery and additional detail are as follows:

- (a) Recurve – Equipment as defined in Rule 202 and Appendix F.
- (b) WA Standard Bow (for WA Standard Round only) – Equipment as defined in Rule 203
- (c) Barebow – Equipment as defined in Rule 204 and Appendix F
- (d) Longbow – Equipment as defined in Rule 206
- (e) Compound – Equipment as defined Rule 207 and Appendix F

- (f) Crossbow – Equipment as defined in Rule 210.
- (g) Exclusions. Archers are not permitted electronic communications devices and headsets in front of the waiting line.

304. Shooting

- (a) Shooting shall be from an unsupported standing position with the body above the shooting line. Disabled archers may use appropriate support.
- (b)
 - (i) The order in which archers shall shoot at their respective targets shall be the order in which they appear on the target list and the drawing up of the target list shall be a matter for arrangement by the Tournament Organisers. Unless otherwise directed, the archers on each target shall be designated A, B, C, D, etc. in the order in which they appear on the target list. The archer designated C shall be the Target Captain and the archer designated D shall be the Lieutenant. The Captain shall be responsible for the orderly conduct of shooting in accordance with these Rules of Shooting.
 - (ii) The order of shooting at all Record Status Tournaments shall rotate. For other Tournaments, including Club Target Days, rotation shall be optional.
- (c) At a tournament if, for any reason an archer is alone on a target they must notify the Judge who shall arrange for scoring integrity to be maintained. This may be achieved by transferring archers between targets or by arranging for an archer on an adjacent target to participate in scoring the lone archer's arrows.
- (d) The maximum number of archers on a target shall be six.
- (e) Composition of Ends
 - (i) For all Imperial rounds, the Long Metric rounds and the two longest distances of the Metric I-V rounds, six arrows shall be shot at an end.
 - (ii) For other Metric rounds either three or six arrows may be shot at an end.
- (f) Timing of Ends. Archers will shoot ends of three or six arrows, as required by the round being shot, under one of the following methods controlled by the Judge:
 - (i) Method 1.
 - a. One sound signal shall indicate when the first shooting detail shall take their place on the line and begin shooting. Each archer shall shoot three arrows and immediately retire, being replaced by the archer from the subsequent detail. When all on a target have shot, the archer, if required, shall shoot three more arrows. If an archer persists in shooting more than three arrows consecutively, they may be disqualified by the Judge.
 - b. When all archers have shot, three sound signals shall indicate that archers are to move forward to score and collect arrows. No archer shall advance from the shooting line before receiving the signal.
 - c. Two and a half minutes shall be the maximum time for an archer to shoot three arrows, the time to start from when the archer steps on to the shooting line.
 - d. Any archer who is observed to be exceeding the time limit of 2½ minutes for three arrows shall be advised of the time error after retiring from the shooting line. The scoresheet for that archer shall be marked at that end to record the warning in the following manner — “Time warning”. The archer will also be advised that any further violation of the 2½ minute time limit will result in the top scoring arrow of that end being disallowed. Should this continue to the detriment of the shoot or the other archers on that target, the offending archer will be asked to retire from the tournament.
 - (ii) Method 2. Shooting shall be in timed ends controlled by audible signals which may be supplemented with lights (three separate lights should be used) and countdown timing clocks. The sequence and arrangements are as follows:
 - a. Two audible signals for archers in the first detail to take their positions on the shooting line. Lights are to show RED
 - b. After 10 seconds one audible signal for shooting to commence. Lights are to show GREEN.

- c. After 3 minutes 30 seconds (if 6 arrows are to be shot) or 1 minutes and 30 seconds (if 3 arrows are to be shot), lights are to show YELLOW, indicating there are 30 seconds shooting time remaining.
- d. After 4 minutes (if 6 arrows are to be shot) or 2 minutes (if 3 arrows are to be shot), or earlier if shooting line is clear, 2 audible signals indicate that the archers remaining on the shooting line shall retire and the next detail take their place. Lights are to show RED
- e. After 10 seconds one audible signal for the second detail to commence shooting. Lights are to show GREEN.
- f. And so continue until all details have shot when 3 audible signals shall indicate that archers are to move forward to score and collect arrows. Lights are to show RED
- g. An arrow shot before or after the allotted time will be considered as part of that end and will cause the archer to lose the highest scoring arrow of that end which will be scored as a miss.
 - h. The time allowed for an archer to shoot each make-up arrow shall be 40 seconds
- (g) Archers shall retire from the shooting line as soon as their last arrow has been shot except that an archer may remain on the shooting line to keep company with another archer still shooting.
- (h) While shooting is in progress, only those competitors whose turn it is to shoot may be on the shooting line. All other competitors with their equipment, shall remain behind the waiting line save that an archer may leave a spotting scope on the shooting line between ends providing it does not create an obstacle for any other archer. A Judge shall use discretion in allowing disabled archers and/or their equipment to remain on the line if circumstances permit.
- (j) At any Meeting six arrows may be shot as sighters before the beginning of each round, but only after competitors have come under the Judge's orders at the Assembly. Such sighters shall not be recorded.
- (k) An archer may only compete once, the first time of shooting, in any event regardless of the class of equipment used, the number of sessions in the event and whether the event extends over more than one day.
- (l) Whilst an archer is on the shooting line, they shall receive no information by word or otherwise from anyone except the Judge.
- (m) If for any cause, other than failure of their equipment, an archer is not prepared to shoot before all have shot, such archer shall lose the benefit of that end.
- (n) In the event of an equipment failure the archer shall signal a Judge. Extra time up to a maximum of 15 minutes may be allowed for the correction of the failure. The archer shall shoot any remaining arrows from the end at the earliest opportunity under the supervision of the Judge.
- (o) Should an item of equipment other than the arrow be projected beyond the shooting line, the Judge may call 'Fast' at the conclusion of that end to permit retrieval of the item, the failure to be rectified and the archer allowed to shoot any remaining arrows before the field advances to score.
- (p) In the event of an archer shooting more than the specified number of arrows at an end the archer shall be penalised by losing the value of their best arrow(s) in the target, and such arrow(s) shall not be measured for a Gold prize.
- (q) Provided that it has not rebounded, an arrow shall be deemed not to have been shot if part of the arrow shaft lies within 3 metres of the shooting line. In this case another arrow may be shot in its place. If another arrow is not available the archer may retrieve the arrow only with the Judge's permission.
- (r) Archers arriving late shall not be allowed to make up any ends that they have missed.
- (s)
 - (i) An archer may retire from competition at any time by telling the Target Captain who will mark the archer's scoresheet 'retired' and the archer will sign it.
 - (ii) If a Target Captain perceives that a target companion has deliberately not shot an end they must draw this to the judge's attention. Unless the archer has obtained the judge's permission to miss the end the judge will instruct the Target Captain to mark the scoresheet 'retired' and the judge will sign it.

- (iii) Any score marked 'retired' will not be eligible for a placing in the results but will be shown separately at the end of the results with the score at retirement and the number of dozens shot. The archer will be eligible for awards achieved to that point e.g. best gold, distance award or six gold badge but not for inclusion in a team score or any other Archery GB award. An archer whose scoresheet is marked 'retired' may recommence shooting only with the judge's permission and if it is convenient but their score will no longer be recorded.

305. Control of Shooting

- (a) (i) At all times, whenever shooting takes place, it must be under the control of a Field Captain.
- (ii) At record status meetings, the Field Captain shall be a Judge recognised by Archery GB. The grade of judge-in-charge required for each level of tournament and other relevant information is given at Appendix B.
- (iii) At non-record status meetings a Judge may appoint experienced archers as assistant Field Captains to help in the running of a shoot. A Judge may delegate their authority to such appointed assistants
- (iv) At tournaments the Judge and Field Captains shall be non-shooting.
- (v) For the purposes of these Rules, the term Judge shall embrace both Judge and Field Captain unless the context indicates otherwise.
- (b) The Judge shall be in sole control of the shooting, shall resolve all disputes in accordance with the Rules of Shooting and make any necessary interpretation and any decision on occurrences not covered by them.
- (c) The Judge shall give the signal for assembly 15 minutes before the time appointed for shooting.
- (d) The Judge shall be responsible for measuring arrows for the purpose of Gold prizes.
- (e) The Judge shall be empowered to disqualify any archer if they observe any breach of the Shooting Rules or has any such breach reported to them by a Field Captain or Target Captain.
- (f) The Judge may order the replacement of a faulty target, or may move the archers to a usable one.
- (g) The Judge, in consultation with the Secretary or Organiser, shall be responsible for
 - (i) Deciding the duration of intervals for meals, refreshments and the like.
 - (ii) Suspending shooting due to weather conditions, accidents or like occurrences.
 - (iii) Making any other arrangements as needed in each case.
- (h) Competitors' equipment may be checked by the judges before and at any time during the shoot.
- (j) The Judge shall exercise control over the use of loudspeakers and photographers and the presence of other spectators so that the comfort and concentration of competitors is not disturbed.
- (k) (i) If an archer, while drawing their bow with an arrow before the shooting starts or during breaks between distances, looses an arrow, intentionally or otherwise, the Judge shall make a note on the archer's scoresheet indicating what has occurred. Such an arrow shall form part of the next scoring end. After the remaining arrows of the next scoring end have been shot, the value of the highest scoring arrow will be forfeit. The Judge shall take part in that competitor's scoring and annotate the archer's scoresheet accordingly.
- (ii) Similarly, if an archer shoots a sighter arrow before or after the signals indicating the time allowed to shoot, such an arrow shall count as part of the next end of scoring arrows to be shot and the procedure detailed above should be followed.

306. Scoring

- (a) (i) For all bowstyles the scoring points for hits on the target face for Archery GB Imperial Rounds are: Gold 9, Red 7, Blue 5, Black 3, White 1.
- (ii) For all bowstyles, the scoring points for hits on the target face for Archery GB Metric Rounds are:

Zone	Points
Inner 10	Record as X, score value 10
Inner Gold	10
Outer Gold	9
Inner Red	8
Outer Red	7

Zone	Points
Inner Blue	6
Outer Blue	5
Inner Black	4
Outer Black	3
Inner White	2
Outer White	1

- (iii) The value shall be determined by the position of the arrow shaft.
- (iv) A miss is to be recorded as a letter M.
- (b) It is mandatory to adopt a system of recording scores in line with Appendix A – Approved Scoring Systems
- (c) When scoring each archer must identify their arrows by pointing at the nocks, but not touching them and calling out the values clearly and in descending order. An arrow touching the dividing line between two scoring zones shall score the higher value. The scorer will then record the scores in Blue or Black Ink only.
- (d) A Judge must be called if:
- (i) The scorer incorrectly records an arrow value, or the value is not clearly shown
 - (ii) Arrows are recorded in the wrong order
 - (iii) The archers on a target cannot agree on the value of an arrow, in which case the judge shall give a decision, which shall be final.
- (e) If the target face is disturbed by the archer before an arrow value has been decided the arrow(s) shall not be given the higher value.
- (f) No arrows shall be withdrawn from the target buttress until all arrows are scored, and the archers satisfied they are correctly recorded.
- (g) The scorer shall complete all elements of the scorecard and sign it. The archer will then check and sign the scorecard confirming it is correct. It is each archers responsibility to ensure their score is correctly recorded and all aspects of their scorecard are correctly completed.
- (i) A Tournament organizer is not required to check the scorecards. If they do, when checking the scorecards the Tournament Organiser finds;
 - (a) That an arrow value has been changed which has not been signed by a Judge then this will be scored as a miss and the total altered accordingly.
 - (b) If there are found to be any discrepancies in additions then these will be altered accordingly.
 - (ii) Claims for records and awards will be invalidated if any arrow value alterations have not been signed by a Judge
- (h) (i) If an arrow is suspected to have rebounded from a target, the archer concerned shall draw the attention of the Judge to the fact after having shot their sixth arrow (or third if shooting in ends of 3 only) by retiring two paces from the shooting line and holding their bow above their head.
- (ii) Upon the Judge satisfying themselves that the claim is justified, the archer shall be permitted to shoot another arrow separately in the same end after all archers on that target have completed their normal shooting, such arrow to be numbered or preferably marked by the Judge.
- (iii) The Judge shall take part in that competitor's scoring to ensure that only the correct number of arrows are scored, and that the rebound was not caused by striking another arrow already in the target.

- (iv) To prevent frivolous rebound claims, the archer is to be warned individually that if the full number of original arrows (6 or 3 as appropriate to the round) were shot not including a rebound, then their highest scoring arrow may, at the discretion of the Judge on repetition of a false claim, be deducted from that end's score.
 - (j) (i) If an arrow is observed to pass through a target, the archer concerned shall immediately draw the attention of the Judge to the fact by retiring two paces from the shooting line and holding their bow above their head.
 (ii) Upon the Judge satisfying themselves that the claim is justified, if necessary by holding the shoot at the end of the detail and examining the boss, the archer shall be permitted to shoot another arrow separately, and to complete any arrows they may still have left, in the same end after all archers on that target have completed their normal shooting.
 (iii) The Judge shall take part in the scoring for that end to ensure the correct arrow values have been recorded and that any change to the boss has been effective.
 - (k) An arrow passing through the target face but remaining in the boss shall be withdrawn by the Target Captain or Lieutenant and shall be inserted from the back in the same place and at the assumed angle of original penetration until the pile is visible in the target face, when the score shall be determined.
 - (l) An arrow hitting and remaining embedded in another arrow shall be scored the same as the arrow struck.
 - (m) An arrow in the target, which has or may have been deflected by another arrow already in the target, shall be scored according to the position of its shaft in the target face.
 - (n) An arrow on the ground believed to have hit and rebounded from another arrow shall be scored the value of the struck arrow, if the latter is found in the target with its nock damaged in a compatible manner.
 - (o) If an arrow fails to enter the boss and is hanging in the target face, then all archers using that boss shall stop shooting and signal a judge. The actions are dependent on the timing method in use, see Rule 304(f).
 - (i) Using Method 1. The judge calls "Fast" to stop all shooting. The archer with the hanging arrow shall go to the target with the judge, who shall score the arrow, remove it from the target and place it behind the target. When the field is clear, the judge shall signal shooting to continue with a one sound signal.
 - (ii) Using Method 2. At the end of the current shooting period the judge shall stop the shoot. The archer with the hanging arrow shall go to the target with the judge, who shall score the arrow, remove it from the target and place it behind the target. When the field is clear, the judge shall supervise the archers using that boss whilst they shoot their un-shot arrows, allowing 40 seconds per arrow. Thereafter, the shoot shall continue.
- The Judge shall ensure that the appropriate score is recorded when scoring takes place. A hanging arrow that falls out before it can be scored shall be treated as a bouncer.
- (p) An arrow hitting a target face other than the archer's own designated face shall be considered as part of that end and shall be scored as a miss.
 - (q) An archer may delegate another archer on the same target to record their score and pick up their arrows.
 - (r) An incapacitated archer may nominate an assistant, who shall be under the control and discipline of the Judge, to record their score and pick up their arrows.
 - (s) Resolution of Ties. Ties shall be resolved as follows:
 - (i) Archery GB Imperial Rounds.

Award Based On	1 st Tie Break	2 nd Tie Break
Score	Hits	Gold
Hits	Score	Gold
Gold	Score	Hits

(ii) Archery GB Metric Rounds

Award Based On	1 st Tie Break	2 nd Tie Break
Score	Tens (inc X's)	X's
Tens	X's	Score

(iii) If all elements are the same, the archers shall be declared equal.

- (t) When a shoot is abandoned due to adverse weather conditions, the placings and prizes shall be awarded on the cumulative score at the conclusion of the last full end shot by the competitors, by instruction of the Judge.

307. Dress Regulations

- (a) The recognised dress of Archery GB is plain dark green and/or white.
- (b) Footwear that fully encloses the toes and front of the foot must be worn at all times when shooting.
- (c) Members of Archery GB shooting and officiating at tournaments granted UK or World Record Status by Archery GB are required to wear clothing that is appropriate, clean, in good condition (ie not frayed or worn, either deliberately or by use) and conventional in style and appearance. In particular:
- (i) Tops or shirts must cover the front and back of the body (including the midriff when at full draw), they must not be strapless and, for gentlemen, must include sleeves.
- (ii) Any colour garments may be worn with the exception of blue denim, olive drab and camouflage pattern.
- (iii) Badges, Logos and Wording.
- a. Clothing manufacturers' trademarks are allowed. The wearer's name is allowed.
- b. Individuals, and members of clubs and other archery organisations that are commercially sponsored may wear sponsors' logos and names during the sponsorship period only.
- c. Other wording or badges on clothing must represent archery organisations.
- (iv) Members of Archery GB who are officiating as the Chairman of Judges, Judge or Director of Shooting at a UK or World Record Status tournament shall wear Archery GB recognised Judges official dress.
- (v) A member of Archery GB who has represented Great Britain (GBR) as an archer at an international tournament may wear their international shooting uniform for the remainder of that season and the following one.

308. Recognised Rounds

- (a) The rounds recognised by Archery GB are shown in the following Tables, each of which gives the face sizes and the number of dozens at each distance

See 308(c)(i)&(ii)	See 308(c)(iii)	Table 3 - 1 Archery GB Imperial Outdoor Rounds 5 Zone Scoring – 122cm Face								
		Round	100y	80y	60y	50y	40y	30y	20y	10y
A-C B,D,L E F,G,M H,I J K	* * * * * * *	York Hereford Bristol I Bristol II Bristol III Bristol IV Bristol V	6	4	2					
				6	4	2				
				6	4	2				
					6	4	2			
						6	4	2		
							6	4	2	
								6	4	2
A-D A-G A-H F,G,H,I H,I,J J,K		St. George Albion / Long Windsor Windsor Windsor 50 Windsor 40 Windsor 30	3	3	3					
				3	3	3				
					3	3	3			
						3	3	3		
							3	3	3	
								3	3	3
A-D A-G A-H F,G,H,I H,I,J J,K		New Western Long Western Western Western 50 Western 40 Western 30	4	4						
				4	4					
					4	4				
						4	4			
							4	4		
								4	4	
A-K A-K	*	American St. Nicholas			2½	2½	2½			
							4	3		
A-D A-G A-H F,G,H,I H,I,J J,K		New National Long National National National 50 National 40 National 30	4	2						
				4	2					
					4	2				
						4	2			
							4	2		
								4	2	
A-D A-G A-H F,G,H,I H,I,J J,K		New Warwick Long Warwick Warwick Warwick 50 Warwick 40 Warwick 30	2	2						
				2	2					
					2	2				
						2	2			
							2	2		
								2	2	

See 308(i)&(ii)		Table 3-2 Archery GB Metric Outdoor Rounds –10 Zone Scoring														
		See 308(iii)	122cm Face							80cm Face						
			Round	90m	70m	60m	50m	40m	30m	20m	50m	40m	30m	20m	15m	10m
B,E, L F,G,M H,I J K	* * * * *	Metric I		3	3											
		Metric II			3					3						
		Metric III				3		3				3				
		Metric IV						3		3			3		3	
		Metric V										3		3	3	
A-C B-D		Long Metric (Gentlemen)	3	3												
		Long Metric (Ladies)		3	3											
E F,G H,I J K		Long Metric I		3	3											
		Long Metric II			3		3									
		Long Metric III				3		3								
		Long Metric IV						3		3						
		Long Metric V								3		3				
A-D E F,G H,I J K		Short Metric								3		3				
		Short Metric I								3		3				
		Short Metric II									3	3				
		Short Metric III										3		3		
		Short Metric IV											3		3	
		Short Metric V												3	3	

See 308(i)&(ii)	See 308(iii)	Table 3-2A Archery GB Metric Outdoor Rounds –10 Zone Scoring (continued)													
			122cm Face							80cm Face					
		Round	90m	70m	60m	50m	40m	30m	20m	50m	40m	30m	20m	15m	10m
G,H,I		Metric 122-50				6									
J		Metric 122-40					6								
K		Metric 122-30						6							
J		Metric 80-40							6						
K		Metric 80-30									6				
															Full size or 6-zone face
															Full size or 6-zone face

See 308c (i) & (ii)	See 308c (iii)	Table 3-3 WA Outdoor Rounds – Metric Distance – 10 Zone Scoring													
		Round	122cm Face							80cm Face					
			90m	70m	60m	50m	40m	30m	20m	50m	40m	30m	20m	10m	15m
A-D B,D,E,L F,M A-K	* *	WA 1440 WA 1440 WA 1440 WA 900	3	3									3		3
				3	3								3		3
					3	3							3		3
					2½	2½	2½								
A-D E,F,L,M A-I A-I		WA70m WA60m WA50m (Compound) WA50m (Barebow)		6											
					6								6		
							6								
A-D E,F,L,M A-I A-H		Double WA70m Double WA60m Double WA50m (Compound) Double WA50m (Barebow)		12											
						12							12		
							12								
A-K	*	WA Standard Round				3		3							
A-K A-K		Olympic Round Olympic Round (Cadet) Barebow Match Round Compound Match Round		Sets											
					Sets										
						Sets									
													1¼		

(b) Age Groups

(i) An archer may compete in a junior age group where the tournament take place up to and in the year of their birthday prior to the limit on the category. (e.g. if they turned 17 in a year they can compete in an U18 category, but they cannot turn 18 in the year)

(ii) An archer may compete in the 50+ division when the competition takes place in the year of their 50th Birthday and thereafter.

(c) Rounds for UK Record Purposes:

(i) The following Table 3-4 allows archers to establish which of the rounds in Tables 3-1, 3-2, 3-2A and 3-3 are available for a category to claim a UK Record.

TABLE 3-4	Group Letters as shown in column 1 of Tables 3-1, 3-2, 3-2A and 3-3		
Age group	Archery GB Record Group		WA Record Group
Men	A	Men	Men
Women	B	Women	Women
Under 21 Men	C	Junior Men	Under 21 Men
Under 21 Women	D	Junior Women	Under 21 Women
Under 18 Men	E	Junior Men	Under 18 Men
Under 18 Women	F	Junior Women	Under 18 Women
Under 16 Men	G	Junior Men	Under 18 Men
Under 16 Women	H	Junior Women	Under 18 Women
Under 15 (Men and Women)	I	Junior Men or Junior Women	Under 18 Men or Women
Under 14 (Men and Women)	J	Junior Men or Junior Women	Under 18 Men or Women
Under 12 (Men and Women)	K	Junior Men or Junior Women	Under 18 Men or Women
50 + Men	L	50+ Men	50+ Men
50 + Women	M	50+ Women	50+ Women

(ii) Single round records may be claimed for all rounds designated by a letter in column 1 of Tables 3-1, 3-2, 3-2A and 3-3 subject to restrictions given in Table 3-4

(iii) Double round records may be claimed for rounds marked * in column 2 of Tables 3-1, 3-2, 3-2A and 3-3 subject to restrictions given in Table 3-4

(iv) UK Records may be claimed subject to the conditions shown in Rules 308(b)(i), (ii) & (iii) as follows:

a. Archery GB Imperial Rounds Shown in Table 3-1. Shooting must be in accordance with the Archery GB shooting regimes specified in these Rules of Shooting.

b. Archery GB Metric Rounds shown in Table 3-2 and 3-2A. Shooting may be in accordance with either the Archery GB shooting regimes specified in these Rules of Shooting or the WA shooting regimes allowed under Rule 310.

c. WA Rounds shown in Table 3-3. Shooting may be in accordance with either the Archery GB shooting regimes specified in these Rules of Shooting or the WA shooting regimes allowed under Rule 310.

Claims will not be accepted for a shorter round shot by an archer within a longer round on the same day.

(v) Distance records may be claimed when shot during the following complete rounds subject to conditions given in Rule 308(b)(iv): WA 1440 (Gentlemen), WA1440 (Ladies), Metrics I, II, III, IV and V.

Note: See Shooting Administrative Procedure 5 for procedures governing record claims.

(d) Rounds for Other Purposes

- (i) deleted
- (ii) deleted.
- (iii) All rounds in Tables 3-1, 3-2, 3-2A and 3-3 may be shot by any archer irrespective of age.
Note 1: See Shooting Administrative Procedure 7 for details of the Classification Scheme.
Note 2: Advice for operating the handicap scheme is published separately as Target Archery Handicap Scheme.

309. Shooting Arrangement

- (a) Recognised rounds are shot longest distance to shortest distance, except where the round has a specific rule indicating a different order of shooting.
- (b) All rounds must be shot in one day.

310. WA Rounds When the WA rounds listed in Table 3-3 are shot, the minimum application of WA Rules shall be as given below. At the Organiser's discretion, additional WA rules may apply, in which case details must be shown on the prospectus (entry form) for the tournament.

- (a) Club Target Days and Non-Record Status Tournaments. Shooting may be entirely under Archery GB rules.
- (b) UK Record Status Tournaments. WA rounds shot to UK Record Status are seen as an intermediary stage between non-Record Status and World Record Status.
 - (i) The following elements of WA rules should be applied:
 - a. Marking of 3 metre line
 - b. Number of arrows for each shooting end
 - c. Timing and audible control of shooting ends
 - d. Marking of arrow holes, WA bouncer and passthrough rules.
 - e. Equipment failures handled as per WA rules.
 - (ii) Archery GB procedures for sighters may be used.
- (c) World Record/WA Award Status Tournaments. World Record/WA Award Status tournaments are to be shot to the WA standards for non-championship/non-international events.

311. Archery GB Metric Rounds. When Archery GB Metric rounds listed in Table 3-2 and 3-2A are shot, the standards to be applied are:

- (a) When shot in conjunction with an equivalent WA round, Archery GB Metric Rounds are to be shot to the same standards as the WA round except for:
 - (i) Equipment failure rules as per 304 (n)
- (b) When shot separately, Archery GB Metric Rounds may be shot to Archery GB rules in their entirety or to the standards outlined for WA recognised rounds in Rule 310 except for:
 - (i) Equipment failure rules as per 304 (n)

312. Local Rounds

- (a) In addition to rounds specified in Tables 3-1, 3-2, 3-2A and 3-3, any local round made up of other numbers of arrows at specified distances at specified faces may be used in Clubs and Tournaments.
- (b) All local rounds must be shot in all respects to the Rules of Shooting. They are not recognised for Archery GB Record, Classification or Handicap purposes.
- (c) Local Rounds are not subject to Rule 309(a) and may be shot in any order deemed necessary by the organiser, or their agent(s).

313. Club Target Days

- (a) A Club Target Day is any day and time appointed under the Rules of the Club and previously announced to the Members.
- (b) There is no statutory limit to the number of officially appointed Target Days in any one week.
- (c) All scores made must be entered in the Club Record Book.
- (d) Target Days should commence punctually at the announced time.
- (e) All shooting shall be in accordance with these Rules of Shooting.

314. Open Meeting An Open Meeting is an event run as a competition open to all Members of Archery GB and WA Affiliated Members, with all the necessary organisation, advertising of the event, judging etc, run under these Rules of Shooting.

315. Closed Meeting A Closed Meeting is an event run as a competition with entry limited by qualification or invitation and run under these Rules of Shooting.

316. Ceremonial and Other Matters

- (a) Prizes and Awards. The allocation of any separate prize, medal, trophy or other award shall be a matter for each individual Tournament Organiser. Classification, handicap or other distinction shall remain the sole prerogative of Archery GB.
- (b) The Lady Paramount/Gentleman Patron. The Lady Paramount or Gentleman Patron shall be the supreme arbitrator on all ceremonial matters connected with the tournament at which they officiate.

PART 4

TARGET ARCHERY – INDOOR

400. General The Archery GB Rules of Shooting for Target Archery – Outdoor shall apply except as enumerated in the following paragraphs.

401. Target Faces

- (a) The diameters of the full-size faces are 80cm, 60cm and 40cm.
- (b) (i) The 80cm face is described in Rule 300.
- (ii) The 60cm and 40cm full-size faces are generally as described for 10-zone faces in Rule 300. Critical dimensions are:

Zone	Zone Diameter (cm)		Tolerance (mm)
	60cm face	40cm face	
Inner 10	3	2	±1
Inner Gold	6	4	±1
Outer Gold	12	8	±1
Inner Red	18	12	±1
Outer Red	24	16	±3
Inner Blue	30	20	±3
Outer Blue	36	24	±3
Inner Black	42	28	±3
Outer Black	48	32	±3
Inner White	54	36	±3
Outer White	60	40	±3

(c) Multiple Face Targets.

- (i) The following metric multiple face targets are recognised:
- 60cm Triple Triangular
 - 60cm Triple Vertical
 - 40cm Triple Triangular
 - 40cm Triple Vertical
- (ii) Multiple face targets have the same dimensions as the 60cm and 40cm full size faces but with the Outer Blue, Inner Black, Outer Black, Inner White and Outer White zones removed.
- (iii) Multiple face targets consist of 3 small faces arranged either symmetrically in a triangular pattern with the centres at bottom left, at the apex and at bottom right or in a vertical row. The pinholes shall be approximately 32cm distant from each other on 60cm faces and 22 cm distant from each other on 40cm faces.

402. Range Layout

- (a) The targets may be set up at any angle between vertical and 15° but a line of targets shall be set up at the same angle.
- (b) The height of the pinholes above the floor shall be as follows:
- (i) When faces are in one row the height shall be 130cm as measured to the pinhole of a single face, the pinhole of the middle centre of a vertical triple face or to the pinholes of the bottom two centres of a triple triangular face.
- (ii) When 40cm full size faces are in two rows one above the other, the pinhole heights shall be 100cm and 160cm.
- (iii) When 40cm triple triangular faces are in two rows one above the other, heights shall be:
- To the pinholes of the bottom centres of the lower faces – 100cm
 - To the pinholes of the top centre of the upper faces – 160cm
- (iv) The tolerance on the face height is ±2cm

- (v) The height of the pinholes on a line of faces shall at all times look straight.
- (c) Target boss centres shall be placed to allow archers to stand at a minimum of 80cm (2ft 8in) apart while shooting
- (d) The shooting line (over which archers shall take up their shooting positions) shall be measured from points vertically below the pinholes. If targets are in two rows, one above the other and at an angle, the measurement shall be taken from points vertically below halfway between the pinholes. The tolerance on measurements shall be as follows: Metric $\pm 10\text{cm}$, Imperial $\pm 4\text{ in}$.
- (e) A waiting line shall be placed five yards behind the shooting line. If space is limited, the distance may be reduced to 3 yards; in exceptional circumstances the waiting line may be omitted.

402A Range Safety The walls and roof of a conventional building provide the measure of safety required. Arrangements must be made to prevent access to the range when shooting is in progress through any point in front of the shooting line and within the overshoot or side safety areas defined in Rule 302.

403. Shooting

- (a) An end shall consist of three arrows.
- (b) Two ends of sighter arrows shall be shot.
- (c) When multiple face targets are used, an archer shall shoot one arrow at each face of the allocated target.
- (d) Shooting shall normally be in accordance with Rule 304(f)(i). Alternatively, and always at Record Status tournaments, shooting shall be in accordance with Rule 304(f)(ii).

404. Scoring

- (a) The scoring points for hits on the target face are:

Zone	Compound Bows	Non-compound bows
Inner 10	10	10
Inner Gold	9	10
Outer Gold	9	9
Inner Red	8	8
Outer Red	7	7
Inner Blue	6	6
Outer Blue	5	5
Inner Black	4	4
Outer Black	3	3
Inner White	2	2
Outer White	1	1

- (b) If two or more of an archer's arrows are found in one face of a multiple face target, only the lowest arrow value in that face will score. The remaining arrow(s) will be scored as miss(es).
- (c)
 - (i) If an arrow is observed to pass through a target, the archer concerned shall draw the attention of the Judge to the fact after having shot their final arrow of the end by retiring two paces from the shooting line and holding their bow above their head.
 - (ii) Upon the Judge satisfying himself that the claim is justified, the archer shall be permitted to shoot another arrow separately in the same end after all archers on that target have completed their normal shooting, such arrow to be numbered or preferably marked by the Judge.
 - (iii) The Judge shall take part in the scoring for that end to the extent that the target shall be examined to ensure that the original arrow has in fact passed through. Should the original arrow be found in the target, it shall be scored and the extra arrow discounted.

405. Recognised Rounds

- (a) The following Table 4-1 shows the indoor rounds that are recognised by Archery GB, the number of dozens of arrows, the distances and the face sizes.

Table 4-1 INDOOR ROUNDS										
See 405(b)(ii)	Distance	18 m	25 m	30 m	20 y	20y	25y	20 y	18 m	
	Face Size	40 cm	60 cm	80 cm	60 cm	40 cm	60 cm	16 in special	40 cm special	Additional Rules:
* * *	<u>Archery GB Rounds</u>									
	Bray I					2½				Full size or triple face
	Bray II						2½			Full size or triple face
	Stafford			6						Full size face only
	Portsmouth				5				5	Full size, 5 zone or triple face
	Worcester									Special face & rules. See Rule 408
	Vegas									Special face & rules. See Rule 409
	Vegas 300					2½			5	Special face & rules. See 409
	<u>WA Rounds</u>									
	WA 18m	5								Full size or triple faces
	WA 25m		5							Full size or triple faces
	WA Combined	5	5							Full size or triple faces
Recurve Match	sets								Triple faces only	
Compound Match	1½								Triple faces only	

- (b) Rounds for UK Record Purposes.
- (i) Single round records may be claimed for rounds stated in Table 4-1
 - (ii) Double round records may be claimed for rounds marked * in Table 4-1
 - (iii) UK Records may be claimed for the Rounds shown in Table 4-1, subject to the conditions shown in Rules 405(b)(i) & (ii), as follows:
 - a. Archery GB Rounds. Shooting must be in accordance with the Archery GB shooting regimes specified in these Rules of Shooting.
 - b. WA Rounds. Shooting may be in accordance with either Archery GB shooting regimes specified in these Rules of Shooting or the WA shooting regimes allowed under Rule 407.
- Note: See Shooting Administrative Procedure 5 for regulations governing record claims.
- (c) deleted.
- Note 1: See Shooting Administrative Procedure 7 for details of the Classification Scheme.
- Note 2: Advice for operating the handicap scheme is published separately as Target Archery Handicap Scheme.

406. Local Rounds

- (a) In addition to rounds specified in Tables 4-1 any local round made up of other numbers of arrows at specified distances and faces may be used in Clubs and Tournaments.
- (b) All local rounds must be shot in all respects to the Rules of Shooting. They are not recognised for Archery GB Record, Classification or Handicap purposes.

407. Regulations for WA Rounds When the WA rounds listed in Table 4-1 are shot, the minimum application of WA Rules shall be as given below. At the Organiser's discretion, additional WA rules may apply, in which case details must be shown on the prospectus (entry form) for the tournament.

- (a) Club Target Days and Non-Record Status Tournaments. Shooting may be entirely under Archery GB rules.
- (b) UK Record Status Tournaments. WA rounds shot to UK Record Status are seen as an intermediary stage between non-Record Status and World Record Status.
 - (i) The following elements of WA rules should be applied:
 - a. Marking of 3 metre line
 - b. Number of arrows for each shooting end
 - c. Timing and audible control of shooting ends
 - d. Marking of arrow holes, WA bouncer and passthrough rules.
 - (ii) Practice. There shall be at least two timed ends of practice arrows.
- (c) World Record/WA Award Status Tournaments.
 - (i) Practice. There shall be at least two timed ends of practice arrows.
 - (ii) In other respects, World Record Status tournaments are to be shot to the WA standards for non-championship/non-international events.

408. Regulations for the Worcester Round and Worcester X-Ring

- (a) The Rules of Target Archery – Indoor shall apply except as enumerated in the following paragraphs.
- (b) Target Faces. The target face used shall be either:
 - (i) Full size. Being circular 40.64cm (16in) in diameter composed as follows:
 - a. A circle in the centre 8.13cm (3.2in) diameter ringed by four concentric bands, the breadth of each measured radially being 4.064cm (1.6in).
 - b. The centre circle shall be coloured white and the four concentric bands black. The concentric bands shall be divided by white lines. Each of the white dividing lines shall be of no greater width than 1mm (0.04in). Such dividing lines shall be entirely within the higher scoring zone.
 - (ii) Five-Centre. These faces have the same dimensions as the full size face but with the three lowest scoring zones removed, leaving just the central white zone and the innermost

black zone. Each set comprises five small faces arranged symmetrically with one central face surrounded by four faces in a square pattern positioned at the top left, top right, bottom left and bottom right, all on a white background. The minimum distance between the scoring zones of two faces shall be 2cm.

- (iii) Five-Centre with additional "X-Ring". These faces have the same dimensions as the five zone face (above) but with the addition of an "X-Ring" being 4cm in diameter in each small face. Each set comprises five small faces arranged symmetrically with one central face surrounded by four faces in a square pattern positioned at the top left, top right, bottom left and bottom right, all on a white background. The minimum distance between the scoring zones of two faces shall be 2cm.

NOTE – Other colour faces and backgrounds shall be permitted, provided the scoring zone dimensions are the same.

The tolerance on the diameter of each scoring zone shall be $\pm 2\text{mm}$.

(c) Shooting

- (i) Rule 304(b)(ii) (rotation) will not apply to this round.
- (ii) Five arrows shall be shot at an end. Each archer will shoot their five arrows before retiring from the shooting line.
- (iii) One end of sighter arrows shall be shot.
- (iv) In the event of an archer shooting more than five arrows at an end the archer shall be penalised by losing the value of their highest scoring arrow(s) in the target.
- (v) The maximum number of archers on a target boss shall be four.
- (vi) Four minutes shall be the maximum time for an archer to shoot an end, the time to start from when the archer steps on to the shooting line. Rule 403(d) (Record Status timing) shall not apply to this Round.

(d) Scoring

- (i) The scoring points for hits on the full size target face are: 5, 4, 3, 2, 1, reading from the centre white circle.
- (ii) The scoring points for hits on the five-centre target face are: 5 and 4, reading from the centre white circle.
- (iii) When using the five-centre face rule 404 (b) will apply if more than one arrow is in each scoring face
- (iv) When using the five-centre face with the "X-Ring", this will score as an X, and count as 5.
- (v) When using the five-centre face with the "X-Ring", if two or more archers are tied on score, hits and 5's, then the X count is used to determine the highest ranked archer.

(e) Recognised Round

- (i) The Round shall consist of 12 ends (60 arrows).
- (ii) The distance to be shot is 20 yds.
- (iii) Each boss shall hold four target faces.
- (iv) Target faces shall be arranged thus:

1	2
3	4
- (v) Two archers of a group shall shoot five arrows; the second group shall then shoot their five arrows.
- (vi) The first group of two archers shall shoot at the higher targets; the second group at the lower targets.
- (vii) When all archers have shot 30 arrows those who have been shooting at the lower targets shall change to the higher ones and those who have been shooting at the higher targets shall shoot at the lower ones, thus those who have been shooting on targets 1 and 2 shall shoot the remaining 30 arrows on targets 3 and 4 retaining their same shooting positions.

409. Regulations for the Vegas Round

- (a) The Rules of Target Archery – Indoor shall apply except as in the following paragraphs.
- (b) Target Face. The target face is a 40cm triple triangular face as defined in 401 with the addition that each centre shall be numbered in a colour contrasting with the background colour. Centre number 1 shall be the lower left, centre number 2 shall be at the apex of the triangle and centre number 3 shall be the lower right.
- (c) Range layout. Each boss shall hold four faces.
- (d) Shooting.
 - (i) Rule 304(b)(ii) (rotation) shall not apply.
 - (ii) The first group of two archers shall shoot at the higher targets and the second group at the lower targets. When all archers have shot 30 arrows those who have been shooting at the lower targets shall change to the higher targets and those who have been shooting at the higher targets shall shoot at the lower targets.
 - (iii) Each archer shall shoot in ends of three arrows.
 - (iv) Two ends of sighter arrows shall be shot.
 - (v) Arrows shall be numbered and shall be shot in ascending numerical sequence, one arrow at each target centre in the order 1, 2 and 3.
- (e) Scoring. An arrow not shot in the order prescribed in Rule 409(d)(v) or an arrow striking a target centre other than that at which it should have been shot in the order so prescribed shall be scored a miss.

409A. Regulations for the Vegas 300 Round

- (a) The Rules of Target Archery – Indoor shall apply except as in the following paragraphs.
- (b) Target Face. The target face is a 40cm triple triangular face or a 40cm full size face as defined in 401 and can have any colour background.
- (c) Range layout. Each boss shall hold four faces.
- (d) Shooting.
 - (i) Rule 304(b)(ii) (rotation) shall not apply.
 - (ii) The first group of two archers shall shoot at the lower targets and the second group at the higher targets. When all archers have shot 15 arrows those who have been shooting at the lower targets shall change to the higher targets and those who have been shooting at the higher targets shall shoot at the lower targets.
 - (iii) Each end will be of three arrows in two minutes. Timing will be by method 2 as per AGB rules of shooting, Rule 304. Two (2) practice ends of 2 minutes will be shot.
 - (iv) Arrows of maximum 10.7mm diameter may be used for this round only.
- (e) Scoring.
 - (i) The scoring zones on the target face will be from 10 - 6
 - (ii) Any arrow hitting the smaller centre circle within the 10 ring shall score as an X, but count as a 10.
 - (iii) Rule 404 applies for scoring, with the exception that Compound Archers will score a 10 for an Inner 10 and an Inner Gold (Rule 404 (a)).
 - (iv) Score totals need to include score, number of 10's and number of X's
 - (v) Tied scores will be decided in the following order:
 - Score
 - Number of 10's
 - Number of X's

INTENTIONALLY BLANK

PART 5

FIELD ARCHERY

500. General

- (a) Classes. There may be separate classes for Ladies, Gentlemen, Junior Ladies and Junior Gentlemen.
- (b) Juniors
 - (i) Junior archers are those under 18 years of age. They are placed in the following categories or age groups according to their age on the (last) day of the tournament:
 - a. Juniors under 18
 - b. Juniors under 15
 - c. Juniors under 12
 - (ii) There is nothing to prevent a junior choosing to shoot in a higher age group than their age would warrant provided that they comply with the rules appertaining to that group.
- (c) Prizes and Awards. The allocation of any separate prize, medal, trophy or other award shall be a matter for each individual Tournament Organiser. Classification, or other distinction shall remain the sole prerogative of Archery GB.

501. Course layout

- (a) Courses should be laid out in such a way as to provide safety, maximum interest and variety. Targets shall be arranged along a course with such difficulties in aiming and shooting as the terrain presents and the spirit and traditions of the discipline require. Direction indicators should be placed as necessary to ensure safety.
- (b) Suitable barriers shall be placed around the course, wherever necessary, to keep spectators at a safe distance. Only those persons having obtained permission shall be allowed on the course inside the barriers.
- (c) All targets shall be numbered in succession and the number board, which can be used as a stop peg, placed within the approach to the shooting post for that target.
- (d) At targets for all Stamp rounds there shall be sufficient area for two competitors to stand side by side and able to shoot at the same time.
- (e) Crossbow targets shall be fixed below skyline.
- (f) The butts shall provide for a margin of at least 5cm outside the lowest scoring zone(s) of the face(s) placed upon them. At no point may any target face be less than 15cm from the ground. In all instances, regardless of the terrain, the butt should be placed reasonably perpendicular to the competitors' line of sight from the shooting post in order to present to the competitor the target face(s) full size as much as is practically possible.
- (g) Faces shall not be placed over any larger face, nor shall there be any marks on the buttress or foreground that could be used as points of aim.

502. Bowstyles The description of bowstyles is given in Part 2. Bowstyles recognised for Field Archery and additional detail are as follows:

- (a) Recurve (Freestyle) – Equipment as defined in Rule 202
- (b) Recurve Barebow – Equipment as defined in Rule 204 with the following limitation:
 - (i) The unbraced bow complete with accessories must be capable of passing through a hole or ring of 12.2cm inside diameter \pm 0.5mm.
- (c) Recurve Traditional – Equipment as defined in Rule 205
- (d) Longbow – Equipment generally as defined in Rule 206 with the following limitations:
 - (i) The bow must be bare therefore marks on bow limbs and rubber bands are not allowed, neither is a “kisser” allowed on the string.
 - (ii) Artificial ground markers are not allowed.
 - (iii) Archers must adhere to one anchor point and to one finger-position on the string throughout a tournament.

- (e) Compound Unlimited – Equipment as defined Rule 207 with the following limitation:
 - (i) Multi-pin sights are allowed on marked courses only
- (f) Compound Limited – Equipment as defined in Rule 208
- (g) Compound Barebow – Equipment as defined in Rule 209
- (h) Crossbow – Equipment as defined in Rule 210.
- (j) American Flatbow– Equipment as defined Rule 206A with the following limitation:
 - (i) The bow must be shot using the “Mediterranean” loose (one finger above the arrow nock) or fingers directly below the arrow nock (index finger no more than 2 mm below nock), with one fixed anchor point. The archer must choose either Mediterranean or fingers under nock, but may not use both.
- (k) **Items Not Permitted.** In all the above styles (a) to (j) inclusive, the following are not permitted:
 - (i) Any electronic communication or storage device or headsets on the field course.
 - (ii) Field glasses and other visual aids with scales on the lenses or which incorporate any other means for evaluating distances.
 - (iii) Rangefinders or any other means of estimating distances or angles that are not covered by the current rules regarding competitors' equipment.
 - (iv) Modification to a competitor's equipment to aid the estimation of distance, or the explicit use of any regular piece of equipment for that purpose.
 - (v) Any written memoranda apart from notes concerning the competitors' normal sight marks, the recording of the present personal scores or the Rules.
- (l) **Clarification** For the avoidance of doubt, the use of binoculars and other visual aids is permitted in all Archery GB field rounds, providing they give no aid to measuring distance.

503. Judging

- (a)
 - (i) At all times, whenever shooting takes place, it must be under the control of a Field Captain.
 - (ii) At record status meetings, the Field Captain shall be a Judge recognised by Archery GB. The grade of judge-in-charge required for each level of tournament and other relevant information is given at Appendix B.
 - (iii) At non-record status meetings a Judge may appoint experienced archers as assistant Field Captains to help in the running of a shoot. A Judge may delegate their authority to such appointed assistants
 - (iv) At tournaments the Judge and Field Captains shall be non-shooting.
 - (v) For the purposes of these Rules, the term Judge shall embrace both Judge and Field Captain unless the context indicates otherwise.
- (b) The duties of the Chairman and other Judges shall be:
 - (i) To ensure that adequate safety precautions have been observed in the layout of the course and warm-up area.
 - (ii) Before shooting commences, to satisfy by inspection that all the archers' equipment conforms to Archery GB rules and the archers' given style. If applicable a judge, being satisfied that the archers' equipment conforms to the style written on the score cards, will sign to that effect on the front of the score cards.
 - (iii) To address the assembled competitors before the shoot commences about safety precautions and any other appropriate matter, including the method of starting the event, the starting points of each group, etc.
 - (iv) To ensure that all competitors are conversant with the rules of the competition and the method of scoring.
 - (v) To resolve disputes or queries that may arise in interpretation of the rules or other matters.

504. Shooting

- (a) During warm-up, the area being used shall be under the control of a judge or competent archer. It is recommended that shooting periods of five minutes be allowed and a then sound signal given for the archers to approach and clear the targets.
- (b) In competition, each shooting group shall consist of not more than 6 and no fewer than 3 archers, Number 1 of each shooting group on the target list will be Target Captain.

- (c) The Target Captain shall be responsible for the orderly conduct of shooting within the group, and have the general responsibility for scoring the arrows. In the case of a dispute, a Judge shall make the final decision.
- (d) Groups shall be assigned to start simultaneously from various targets and will complete the round at the target previous to the one at which they started. Additional groups assigned to a target shall wait until the primary group on that target has shot and scored their arrows before proceeding.
- (e) Competitors in a group may allow other groups to shoot through, provided the Organizers and/or the Judges are notified about the change at the first opportunity.
- (f) Archers waiting their turn to shoot shall stand well back behind the archers who are shooting, preferably at the number board.
- (g) Shooting Position. The archer's more forward foot must be in contact with and behind the shooting post while shooting.
- (h) If an arrow is observed to rebound from, or is believed to have passed through the target face, a Judge shall check it, and if it appears that the arrow has rebounded or passed through then another arrow may be shot at that face from the same position from which the bouncing or passing through arrow was shot.
- (j) An arrow shall be deemed not to have been shot if:
 - (i) The arrow has not rebounded and the archer can touch it with their bow without moving their feet from their position in relation to the shooting line. In this event another arrow may be shot.
 - (ii) The target face or buttress falls over (in spite of having been fixed to the satisfaction of the Judges). The Judges will take whatever measure they deem necessary and compensate adequate time for shooting the relevant number of arrows. If the buttress only slides down it will be left to the Judges to decide what action to take, if any.
- (k) Timing.
 - (i) When a competitor or a group is causing undue delay the Judge will warn the competitor or group after which they may be timed.
 - (ii) For all rounds, whether marked or unmarked distances the timing begins when the archer takes their shooting position, which they shall do as soon as it becomes available. The archer is allowed 1½ minutes per arrow.
 - (iii) A Judge, having observed an archer exceed the time limit, shall caution the archer by a signed note on the score card, indicating the time of the warning. At the second and subsequent warnings, during that tournament, the archer's highest scoring arrow at the target where the warning is given, shall be annulled.
- (l) In case of equipment failure the order of shooting may be changed temporarily. In any event no more than 30 minutes shall be allowed to repair any equipment failure. The other competitors in that group shall shoot and score their arrows before allowing any following groups to shoot through. If the repair is completed within the time limit the competitor in question may make up any arrows remaining to be shot on that target. If the repair is completed later the competitor may rejoin their group but will lose the arrows their group has shot in the meantime.
- (m) No person shall relate to competing archers the target distances on unmarked courses during the tournament.
- (n) Although there are no specific dress regulations in field archery, all competitors, field party and officials should wear bright visible colours. Footwear that fully encloses the toes and front of the foot must be worn at all times when shooting.
- (o) Shooting Safety. Whilst scoring and looking for missing arrows, one member of the shooting group must stay in front of the butt to warn other archers that the area is occupied.
- (p) At any event where both an unmarked round and a marked round are being shot on predominately the same course, the unmarked round is to be shot first.

505. Scoring

- (a) Two of each shooting group shall be scorers. Each shall be supplied with a separate set of score cards for the group. The duties of the scorers shall be as follows:
- (i) To write down the scores of each competitor in the group.
 - (ii) To compare the two score cards before the arrows are drawn.
 - (iii) To complete the score card at the end of shooting.
 - (iv) To ensure that the score cards are returned without delay to the Organisers.
- (b) A mistake on a score card may be corrected before the arrows are drawn, provided all archers in the group agree to the correction. The correction shall be witnessed and initialled by all archers and shown to a judge at the first opportunity. The judge shall initial the archers' action.
- (c) At the end of the shoot the score cards shall be signed by the scorer and by the archer as an acceptance of the final score.
- (d) Should the two cards not agree, then the lower score shall be taken as the result.
- (e) Neither the arrows nor the target face shall be touched until all arrows on that target have been recorded and scores checked.
- (f) (i) An arrow shall be scored according to the position of the shaft on the face. Should the shaft of an arrow touch two zones or a dividing line between scoring zones, that arrow shall score the higher value of the zones affected.
(ii) A miss is to be recorded as a letter M.
- (g) If more than the prescribed number of arrows belonging to the same competitor should be found in the target or on the ground of the shooting lanes, only the appropriate number of arrows of lowest value shall be scored. Should a competitor be found to repeat this they may be disqualified.
- (h) Should a fragment of a target face be missing, including a dividing line or where two colours meet, or if the dividing line is displaced by an arrow, then an imaginary line shall be used for judging the value of any arrow that may hit such a part.
- (j) Arrows embedded in the buttress and not showing on the face can only be scored by a Judge.
- (k) An arrow hitting:
- (i) Another arrow in the nock and remaining embedded therein shall score according to the value of the arrow struck.
 - (ii) Another arrow, and then hitting the target face after deflection, shall score as it lies in the target.
 - (iii) Another arrow, and then rebounding shall score the value of the arrow struck, provided the damaged arrow can be identified.
 - (iv) A target face other than the competitor's own target face shall be considered as part of that end and shall score as a miss.
- (l) In the event of a tie in score, the result will be determined in the following order:
- (i) Greatest number of scoring hits.
 - (ii) Greatest number of highest scoring zone hits.
 - (iii) After this the archers still tying shall be declared equal.

506. Target Faces

- (a) WA Field Face. The WA field face is fully described in WA Rules.
- (b) Forester Round Faces. The target faces shall be of animal or bird design, and shall have inscribed on them an outer circle of fixed diameter, an inner circle of half that diameter and a spot of one sixth that diameter, thus:

Outer Circle Diameter (ins)	Inner Circle Diameter (ins)	Spot Diameter (ins)
24	12	4
18	9	3
12	6	2
6	3	1

(c) **Big Game Round Faces**

- (i) The target faces shall be of animal or bird design with the scoring area divided into two parts. The higher scoring area is the smaller area situated in the 'heart/lung' region of the animal known as the 'kill' zone. The lower scoring area is the remainder of the animal within the marked perimeter known as the 'wound' zone.
- (ii) Targets are classed into groups one, two, three and four, according to size:

Group	Size (ins)	Animal
1	40 x 28	Bear, deer, moose, elk, caribou
2	22 x 22	Antelope, small deer, wolf, mountain lion
3	22 x 14	Coyote, javelina, turkey, fox, goose, wildcat, pheasant.
4	14 x 11	Turtle, duck, grouse, crow, skunk, jackrabbit, wood-chuck

Any animal or bird consistent in size with a particular group may be used.

- (d) **National Animal Round Faces.** The target faces shall be of an animal or bird design, and shall have described upon them a circle of either 30, 22.5, 15, or 7.5cm diameter according to the size of the animal picture and in the heart/lung region. The higher scoring area (the kill zone) shall be within the circle and the remainder of the animal shall be the lower scoring area (the wound zone). Bengston Bowhunter faces fulfill the requirements set out above and shall be used at UK Record Status events.

DESCRIPTION OF ROUNDS

507. WA Field Round The WA Field Rounds are shot to WA Rules. The following variations may be applied:

- (a) Yellow posts will not be used. White posts may be used, set at the following distances:

Diameter of Field Faces in cm.	Unmarked Course		Marked Course	
	Number of Targets	Distance in metres	Number of Targets	Distance in metres
20	2 - 4	5 - 10	3	5, 7, 10
40	2 - 4	5 - 15	3	10, 12, 15
60	2 - 4	10 - 20	3	15, 20, 25
80	2 - 4	15 - 25	3	20, 25, 30

- (b) Arrowholes need not be marked, in which case the bouncer/passthrough rule, Rule 504(h) will apply.

- (c) Bowstyle/Age Variations. The shooting posts normally used by senior and junior archers according to bowstyle and age are indicated by a ● in the following table:

Gender & age group	Post colour	Recurve Freestyle	Recurve Barebow	Recurve Traditional	Longbow	American Flatbow	Compound Unlimited	Compound Limited	Compound Barebow
Ladies & Gentlemen	Red	●					●	●	
Ladies & Gentlemen	Blue		●	●	●	●			●
Juniors Under 18	Red	●					●	●	
Juniors Under 18	Blue		●	●	●	●			●
Juniors Under 15	Red	■					■	■	
Juniors Under 15	Blue	●	■	■	■	■	●	●	■
Juniors Under 15	White		●	●	●	●			●
Juniors Under 12	Red	■					■	■	
Juniors Under 12	Blue	■	■	■	■	■	■	■	■
Juniors Under 12	White	●	●	●	●	●	●	●	●

All crossbow archers shoot from red pegs.

- (d) Rounds for UK Record Purposes. National Records are maintained for the Unmarked round, Marked round, Combined round (shot over two consecutive days), Mixed round and the Double Mixed round (shot over two consecutive days). National Record are maintained for the age, gender, post colour and bowstyle indicated by a ● or a ■ in the table at Rule 507(c).

508. WA Arrowhead Rounds The WA Arrowhead Rounds are shot in accordance with WA Rules.

- (a) The following bowstyle/age variation may be applied. The shooting posts normally used by senior and junior archers according to bowstyle and age are indicated by a ● in the table at Rule 507(c).
- (b) When the WA Arrowhead Round is accorded WA Award Status, archers can achieve WA Arrowhead Awards. Note that Arrowhead Awards are only available for archers shooting Recurve Freestyle or Compound from the red pegs, or shooting Recurve Barebow from the blue pegs.

Note. See Shooting Administrative Procedures 6 for details of the Award.

509. deleted

510. Foresters Round The Foresters Round is shot on Foresters faces at either marked or unmarked distances. The round consists of 28 targets comprising 2 units of 14 targets.

- (a) The standard unit shall consist of the following 14 targets:

Number of targets	Face Size (ins)	Maximum Distance (yds)	Number of Shots at each Target
3	24	70	4
4	18	50	3
4	12	40	2
3	6	20	1

- (i) All shots are from separate pegs.
- (ii) Multi-peg shots may be equidistant from the target, 'walk-away' or 'walk-up'.

(b) Scoring

<u>Zone</u>	<u>Points Value</u>
Aiming spot	15
Inner circle	10
Outer circle	5

(c) Total number of arrows – 70

(d) Maximum possible score – 1050

(e) Juniors

(i) Juniors under 18 shoot from the same posts as adults in all cases.

(ii) Juniors under 15 shoot:

a. From the same posts as adults at the 6" and 12" faces.

b. Two arrows from the middle distance post and one arrow from the front post at 18" faces.

c. Two arrows from each of the two nearest posts at the 24" faces.

(iii) Juniors under 12 shoot all arrows from the front post at all targets.

511. Four-Shot Foresters Round The Four-Shot Foresters Round is shot on Foresters faces at unmarked distances. The round consists of 28 targets comprising 2 Units of 14 targets, with four walk-up shots on each target.

(a) Distribution of faces, as for Foresters Round.

(b) Scoring as in Foresters Round.

(c) Total number of arrows – 112.

(d) Maximum possible score – 1680.

(e) Juniors

(i) Juniors under 18 shoot from the same posts as adults in all cases.

(ii) Juniors under 15 shoot two arrows from each of the two nearest shooting posts at the targets showing 18" and 24" faces.

(iii) Juniors under 12 shoot all arrows from the front post at all targets.

512. The Big Game Round The Big Game Round is shot on Big Game faces at either marked or unmarked distances. The round consists of 28 targets comprising 2 units of 14 targets.

(a) The standard Unit shall consist of the following 14 targets:

<u>Target Group</u>	<u>Number of targets</u>	<u>Suggested target range (yds)</u>
1	3	70 - 40
2	3	50 - 30
3	4	40 - 20
4	4	30 - 10

(b) Shooting Rules.

(i) Three shots are permitted at each target, one from each of three posts, each successive post being closer to the target than the previous one.

(ii) Arrows shall be numbered by means of distinctive bands at least 3mm in width and approximately 3mm apart and shall be shot in ascending numerical order. The archer shall stop shooting as soon as a hit is considered to have been made.

(c) Scoring.

(i) The score is decided by the position of the arrow in the target (i.e. in the 'kill' or 'wound' zone) and the number of arrows shot as follows:

<u>Arrow</u>	<u>Kill Value</u>	<u>Wound value</u>
1st	20	16
2nd	14	10
3rd	8	4

(ii) Only the score of the first 'scoring' arrow counts.

(iii) The maximum possible score – 560.

(d) **Juniors**

(i) Juniors under 18 shoot from the same post as adults in all cases.

(ii) Juniors under 15 shoot two arrows from the middle distance post and one from the front post until a hit is scored.

(iii) Juniors under 12 shoot up to three arrows from the front post until a hit is scored.

513. The National Animal Round The National Animal Round is shot on National Animal faces at unmarked distances. The round consists of 32 targets comprising 2 units of 16 targets. The targets shall be mixed so that the units are not consecutive. Organisers are required to provide a good variety of shots.

(a) The course shall be laid out so that each unit shall consist of the following 16 targets set within the prescribed range.

Number of targets	Kill Zone Diameter (cm)	Range (m)
4	30	55 - 30
4	22.5	45 - 20
4	15	35 - 10
4	7.5	20 - 5

(b) At targets using the smallest kill zone diameter face, organisers may place two faces side by side, reducing the need of archers in the group having shot, to clear their arrows to reduce the possibility of damage.

(c) **Shooting** Two arrows shall be shot at each target, one from each of two posts set within the prescribed range.

(d) **Scoring.**

(i) Kill zone – 10 points

(ii) Wound zone – 5 points

(iii) Total number of arrows – 64

(iv) Maximum possible score – 640.

(e) **Juniors**

(i) Juniors under 18 shoot from the same posts as adults in all cases.

(ii) Juniors under 15 shoot both arrows from the nearer shooting post at the 30cm kill zone faces.

(iii) Juniors under 12 shoot both arrows at the 30cm kill zone and the 22.5cm kill zone diameter faces from a single privilege post set at an appropriate distance.

514. WA Forest Round This round is shot as described in current WA Rules. The Archery GB relaxations from WA Rules may be applied as follows:

(a) Shooting positions for various bowstyles and ages may be as outlined in Rule 507(c).

(b) Arrow holes need not be marked, in which case the bouncer/passthrough rule, Rule 504(h) will apply.

515. WA 3D Animal Round. This round is shot as described in current WA Rules. The Archery GB relaxations from WA Rules as described in Rule 514 may be applied.

516. Local/Club Rounds In addition to rounds specified above, any local round made up of other combinations of numbers of arrows, target faces and distances, may be used in Clubs and Tournaments. All such rounds must be shot in all respects to the Rules of Shooting. They are not recognised for Archery GB Record or Classification purposes.

PART 6

FLIGHT SHOOTING

600. Bowstyles The description of bowstyles is given in Part 2. Bowstyles recognised as classes for Flight Shooting and additional detail are as follows:

- A. Recurve Target Bow**– Equipment as defined in Rule 202
 - (i) The position of the arrow rest where the arrow point falls off the rest shall be used as the reference point when determining the draw weight of the bow.
 - (ii) Competitors must use their standard target archery length arrows and normal tab or shooting glove.
- B. Conventional Flight Bows**– Equipment as defined in Rule 211
 - (i) Arrows shall be not less than 14" long, as measured between the floor of the nock and the point of the pile.
- C. Compound Target Bow** –Equipment as defined in Rule 207
 - (i) Competitors must use their standard target archery length arrows and must use their conventional anchor point. Normal finger protection or mechanical release aid may be used.
- D. Longbow.** – Equipment as defined in Rule 206
 - (i) Arrows must be conventional longbow arrows but may be to profile and fletching shape as preferred.
- E. Crossbow.** –Equipment as defined in Rule 210
 - (i) Crossbow bolts shall be between 12" and 15" long.
- F. Compound Flight Bow.** –Equipment as defined in 212
 - (i) Arrows shall be not less than 14" long, as measured between the floor of the nock and the point of the pile.
- G. American Flatbow.** – Equipment as defined in Rule 206A

601. Bow Weight Divisions

- (a) Classes A, B, D and G may be divided into divisions based on bow weight as follows:
 - (i) Not exceeding 35lbs
 - (ii) Not exceeding 50lbs
 - (iii) Unlimited
- (b) Classes C and F may be divided into divisions based on bow weight as follows:
 - (i) Not exceeding 45lbs
 - (ii) Not exceeding 60lbs
- (c) The weight of a bow in class A or B shall be determined in the following manner: The weight of the bow shall be taken at two inches less than the length of the longest arrow, and again at one inch less than the length of this arrow. When the difference between the two weights is added to the weight of the arrow drawn at one inch less, this is the equivalent to drawing the bow to full draw.
- (d) The weight of a bow in class C or F shall be measured at the “break over” point or position of normally drawn bow at which the bow’s maximum poundage is achieved and shall not exceed 60 lbs.
- (e) The weight of a bow in class D or G shall be determined by drawing the shoulder of the pile to the back of the bow.
- (f) The weight of a bow in class E shall be measured at the string latch and shall be no more than 95lbs (43 kg).

602. Basis

- (a) Hand bows only may be used and the bowhand must be unsupported.
- (b) Competition for all classes and weight divisions may take place simultaneously.
- (c) Archers may enter a maximum of 4 classes/weight divisions for which they are eligible.
- (d) Classes and weight divisions will not be in direct competition with other classes and weight divisions.
- (e) There may be ladies, gentlemen, junior ladies and junior gentlemen competitions in each class and weight division.
- (f) The classes and weight divisions being shot will be at the discretion of the organiser and are to be identified on the entry form.
- (g)
 - (i) Compound target bows and compound flight bows shall be weighed immediately prior to the competition. Variable poundage adjustment mechanisms shall be sealed by the Range Captain at the time of qualifying. Breakage of this seal without permission from the Range Captain shall constitute disqualification.
 - (ii) All other bows shall be weighed on an ad hoc basis during the shoot. At least 25% of the bows used will be weighed.
 - (iii) All class winners will have their bows re-weighed at the end of the competition. The Range Captain will endorse their reports certifying that this has taken place. Any archer may ask to have their bow weighed during the course of the tournament.

603. Range Layout

- (a) The Range Line, at right angles to the shooting line, shall be clearly marked at 150 yards then at 50 yard intervals to at least 50 yards beyond the existing longest distance shot in the U.K. within the classes being shot.
- (b) Red warning flags shall be placed at each side of the range at 75 yards from the line of distance markers at a distance of 150 yards from the shooting line.
- (c) Organizers must arrange a venue such that they can ensure no one enters the range area whilst the event is in progress.

604. General

- (a) In the event of breakage a substitute bow or limbs may be used providing the Range Captain confirms that the bow still complies with the class/weight division. Any substitute bow must be shot in the appropriate division.
- (b) Arrows must bear the following identification:
 - (i) Name or initials of contestant and a non-duplicated serial number affixed to the arrow shaft, and registered with the officials.
 - (ii) Stamp or code mark indication class, affixed by the officials.
- (c) The term mechanical as applied to bows and equipment shall be taken to mean any method that embodies a plurality of interacting parts, whether such are individual pieces or spring co-joined parts capable of cooperatively acting to effect bow string release by a separating movement of at least one such part relative to another.

605. Shooting

- (a) Competitors should be at least six feet apart, and must not advance their leading foot over the shooting line.
- (b) Each competitor may have one assistant or advisor, who must keep at least one yard behind the shooting line.
- (c)
 - (i) At least one end of six arrows will be shot per bow class/division. Four ends will be the maximum arrows shot in a tournament.
 - (ii) If a competitor shoots more than six arrows at any one end, the longest shot arrows in excess of the six arrows allowed shall be disqualified.
 - (iii) No competitor shall be allowed to carry any arrows when moving forward of the shooting line.

- (iv) After all classes have shot the first end, competitors and officials will go forward in groups of at least 2 persons to find and mark the arrows. The group, acting together, will place a marker with a label attached bearing the name of the archer and class/weight division at the measuring point (see Rule 607) of the archer's furthest arrow. Arrows will then be withdrawn.
 - (v) Succeeding ends may then be shot and the process of finding and marking arrows repeated. If necessary, markers will be adjusted.
 - (vi) Lost arrows must be reported to the Range Captain and a record made of their identity before the next end is shot. If found during subsequent ends and showing no evidence of having been moved or disturbed, the arrow may be considered in the competition. No arrow may be measured after the Range Captain has declared the competition closed.
- (d) deleted

606. Control of Shooting There shall be a Range Captain in charge who may be assisted by assistant Range Captain/s. The grade of judge-in-charge (the Range Captain) required for each level of tournament and other relevant information is given at Appendix B. Their decision will be final. They will also be responsible for the safety of the event. Spectators must at all times, when shooting is in progress, be at least 10 yards behind the shooting line.

607. Measurements Measurement of distance shall be made with a steel tape, or other certified measure, along the range line. The distances shot shall be measured to that point on the range line at which a line at right angles to the range line passes the point where the arrow enters the ground. If the arrow is lying on the ground the line should pass through the pile end of the arrow.

608. Dress Although there are no specific dress regulations in Flight Shooting, it is recommended that all competitors, field party and officials, wear bright visible colours. Footwear that fully encloses the toes and front of the foot must be worn at all times when shooting.

INTENTIONALLY BLANK

PART 7

CLOUT SHOOTING

SECTION A – All Clout Events

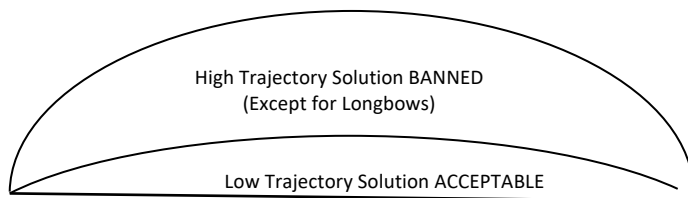
700. General Regulations

- (a) Archery GB Rules of Shooting for Target Archery – Outdoor shall apply except as enumerated in the following paragraphs.
- (b) Range safety shall follow the principles of Range Safety for Target Archery (Rule 302). For clout distances beyond 100 yards, the side safety should continue to extend from 20 yards at 100 yards, to 25 yards at 150 yards, and 30 yards at 180 yards, and remain at 30 yards thereafter. The overshoot distance for clout targets set beyond 100 yards will be 50 yards from the clout. The overshoot must be level ground. A diagram is at Appendix E
- (c) The Organiser, after considering general safety, archers' comfort and the duties of scorers, shall use their discretion as to the number of archers allocated to each target.
- (d) A Clout event may be shot on the same day and at the same venue as a Flight event without contravening Rule 304(j).
- (e) All archers must have received instruction in Clout shooting prior to competitions. To confirm this, each entry form must contain the following certificate to be signed by each archer before shooting commences:

I have received instruction in Clout shooting prior to this tournament.

Archer's signature.

- (f) The bow must be drawn in such a way that the angle the arrow makes with the horizontal must never be greater than that which it makes at the point of release/loose.
- (g) High Trajectory clout shooting is BANNED except for Longbows.



701. Bowstyles The description of bowstyles is given in Part 2. Bowstyles applicable to Clout Archery are as follows:

- (a) Recurve (Freestyle) – Equipment as defined in Rule 202.
- (b) Recurve Barebow – Equipment as defined in Rule 204.
- (c) Longbow – Equipment as defined in Rule 206.
- (d) Compound Unlimited – Equipment as defined Rule 207.
- (e) (deleted)
- (f) Crossbow – Equipment as defined in Rule 210.

SECTION B – Archery GB Imperial Clout

702. Targets The centre of the target shall be marked by a brightly coloured distinctive flag 12" square, set as close as practicable to ground level on a smooth vertical stick. The stick should not project above the flag.

703. Shooting

- (a) Shooting may be either 'two way' or 'one way'.
- (b) Six sighter arrows shall be shot in each direction when shooting two ways.

704. Scoring

- (a) Scores shall be determined according to the distance of arrows at point of entry in ground from centre of flag stick as follows:
- | | | | |
|--------------------|-----------|---|----------|
| Within a radius of | 18 inches | – | 5 points |
| | 3 feet | – | 4points |
| | 6 feet | – | 3 points |
| | 9 feet | – | 2 points |
| | 12 feet | – | 1 point |
- (b) Rings of the above radii may be marked on the ground, the lines drawn being wholly within each circle.
- (c) Arrows which have hit and remain embedded in the Clout flag shall score 5 provided they are not embedded in a lower scoring ring whereupon they shall score according to the ring in which they are embedded.
- (d) An arrow lying loose on the ground shall be scored in accordance with the position of its point.
- (e) (i) Where it is not practical to draw lines on the ground, scores shall be determined with a non-stretch cord or tape looped round the centre stick and clearly marked to measure the various radii. Where this method of measuring is used an area should be marked on the ground (conveniently a square or circle) which will contain the whole of the Clout scoring zone and which for all purposes included in (f) be termed the Target Area.
- (ii) The scorer should allow adequate time for all archers shooting to determine the position of the arrows in the said area before carrying out the following procedure.
- (iii) The scorer shall carry the taut cord round at ground level and one assistant scorer following the cord at each 'colour' shall withdraw and carry all arrows from the 'colour' for which they are responsible.
- (iv) The arrows shall then be placed in distinct groups on or stuck into the ground at the appropriate section of the scoring cord and competitors will call their scores in the usual manner, picking up their arrows as they do so.
- (f) No person other than the appointed scorers shall enter the target area until all arrows have been withdrawn and placed in their respective scoring groups. An arrow withdrawn by any other than an appointed scorer shall not be scored. The appointed scorers shall not take any arrows into the target area.
- (g) Resolution of Ties.
- (i) Ties shall be resolved as follows:

Award Based On	1 st Tie Break	2 nd Tie Break
Score	Hits	Clouts (5s)
Hits	Score	Clouts (5s)
Clouts (5s)	Score	Hits

- (ii) If all elements are the same, the archers shall be declared equal

705. Round

- (a) An Archery GB Imperial Clout Round consists of 36 arrows.
- (b) The minimum distances that must be shot for UK Record purposes are as follows:

<u>Gender/Age</u>	<u>Distance</u>
Men	9 score yards (180 yds)
Women	7 score yards (140 yds)
Juniors under 21	7 score yards (140 yds)
Juniors under 18	6 score yards (120 yds)
Juniors under 16	5 score yards (100 yds)
Juniors under 14 and 12	4 score yards (80 yds)

- (c) UK records will be maintained for single and double rounds, both one way and two way, subject to the conditions shown in Rule 705(b) and provided that shooting is in accordance with the Archery GB shooting regimes specified in these Rules of Shooting.
- (d) A junior may hold a record in a distance of a higher age group.
- (e) Although the distances given above are normally shot, other distances may be shot at the Tournament Organiser's discretion and subject to there being no compromise in safety standards. Any other distances cannot be considered for UK Records or Six Clout Badges.

SECTION C – WA Clout and Archery GB Metric Clout

706. Introduction. The WA Clout Round and the junior equivalent, the Archery GB Metric Clout, are conducted in the manner described in the WA Constitution & Rules for the WA Clout, to which reference should be made.

707. Archery GB Metric Clout. The Archery GB Metric Clout is shot one-way. The minimum distances for UK records are given in the following table. (The adult WA Clout distances are shown for information)

<u>Gender/Age</u>	<u>Compound bows</u>	<u>Non-Compound bows</u>
Men	185m	165m
Women	165m	125m
Juniors under 21	165m	125m
Juniors under 18	125m	110m
Juniors under 16	110m	90m
Juniors under 14 and 12	90m	75m

708. UK Records. UK records will be maintained for single and double WA Clout and Archery GB Metric Clout rounds shot one way. Shooting may be in accordance with either the Archery GB shooting regimes specified in these Rules of Shooting or the WA shooting regimes.

- (a) deleted.
- (b) deleted

INTENTIONALLY BLANK

PART 8

CROSSBOW TARGET ROUNDS

800. Special Crossbow Target Rounds

- (a) The following rounds, based on Archery GB Imperial Rounds given in Part 3, may be shot by crossbowmen:
 - (i) Crossbow Windsor Round shot on a 60cm 10-zone face scoring 9,7,5,3,1. The Championship Round shall be a Double Windsor.
 - (ii) Crossbow American Round shot on a 60cm 10-zone face scoring 10,9,8,7,6,5,4,3,2,1.
 - (iii) Crossbow Western Round shot on an 80cm 10-zone face scoring 10,9,8,7,6,5,4,3,2,1.
 - (iv) Any of the above rounds may be shot on multi-face setups where the buttress permits and the face size (reduced zone or otherwise) is available.
- (b) All other aspects of these rounds and the way they are shot shall be in accordance with Archery GB Rules of Shooting for Target Archery – Outdoor.

INTENTIONALLY BLANK

PART 9

TRADITIONAL LONGBOW TARGET ARCHERY

900. Introduction In addition to participating in archery as described in other Parts of these Rules, longbow archers may practice traditional two-way longbow target shooting as described below.

901. Regulations Archery GB Rules of Shooting for Target Archery – Outdoor shall apply except as enumerated in the following paragraphs.

902. Bowstyle Longbows as described in Rule 206 shall be used, with the variation that a separate ground marker may be used for each direction.

903. Range Layout The range layout will be in accordance with Rule 301/302 with the following exceptions:

- (a) Two way shooting is allowed.
- (b) The minimum overshoot distance is 50 yards beyond the furthest targets.
- (c) When shooting two ways:
 - (i) Shooting lines may be moved and waiting lines omitted.
 - (ii) Where the public has access, a parallel side safety area shall be roped off between both overshoot safety lines, at a minimum distance of 25 yards out from the ends of both target lines.

903A. Number of Archers on a Target The maximum number of archers on a target shall be eight.

904. Shooting Procedure The organiser of a traditional two-way longbow tournament may opt either:

- (a) To follow these Rules of Shooting in all respects not detailed above.
- or
- (b) To conform to any of the following aspects of the British Long-Bow Society's rules in respect of:
 - (i) Sighters.
 - (ii) Composition and control of shooting ends.
 - (iii) Bouncer rule.
 - (iv) Use of binoculars.

INTENTIONALLY BLANK

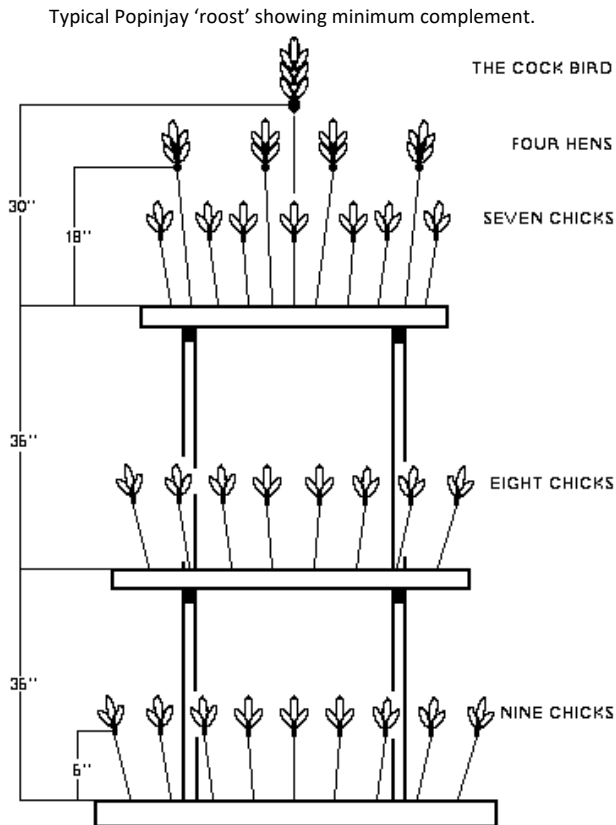
PART 10

OTHER FORMS OF ARCHERY

A. – Popinjay Shooting

1000. Set-up for Popinjay

- (a) The full complement of a Popinjay 'roost' shall consist of:
- (i) One Cock Bird
 - (ii) Four Hens
 - (iii) Minimum of twenty four Chicks



- (b) Body size of all birds shall be $1\frac{1}{2}$ " long and $\frac{3}{8}$ " in diameter—only the plumage shall differ:
- (i) That of the Cock Bird being most resplendent and 10 - 12" high.
 - (ii) That of the Hen Birds being shorter 6 - 8" high and less colourful.
 - (iii) That of the Chicks being shortest 3 - 4" high.
- (c) (i) The Chicks shall be perched on spikes 6" long, not less than 4" apart, in three rows, the vertical height between rows being not less than 3 feet.
- (ii) The Hen Birds shall be perched on spikes 18" above the top row and shall be

spaced not less than 8" apart.

(iii) The Cock Bird shall be perched on a central spike not less than 30" above the top row.

- (d) The perches may be attached to, or hauled up a mast or wall to a height of 90 feet (measured to the Cock Bird). Arrangements must be made to ensure, that when in position the perches are firmly held against movement by wind.
- (e) All obstructions on and within the framework of perches must be softened with rubber or sponge rubber (or similar resilient material) to lessen the risk of arrow breakage.
- (f) No hard and fast shooting position is dictated, although it should be pointed out to all competitors that a near vertical, close to mast attitude will offer a better target to the archer, inasmuch as a greater number of birds will be in line of the arrow flight path.
- (g) Each and every part of the Popinjay Mast and Framework of Perches must be made to be safe from breakage and/or dislodgment by arrow or the elements.
- (h) Whenever possible shelter should be provided for competitors. A temporary structure approx 7'6" high covered on top with ½" wire mesh is sufficient for this purpose. If no shelter is available competitors waiting to shoot must be made to wait outside the arrow fall-out area.

1001. Arrows Only arrows with blunts ¾" to 1" in diameter shall be used.

1002. Shooting

- (a) Archers will draw for order of shooting.
- (b) Only one archer shall shoot at a time.
- (c) Archers must shoot in rotation — only one arrow being shot per end.
- (d) Disabled archers may shoot with the aid of a prop.

1003. Mast Captain A Mast Captain shall be appointed to ensure that shooting is conducted in a safe and proper manner. This person shall have the authority to terminate shooting, for instance in the event of inclement weather or technical breakdown of the mast apparatus, and shall have authority to dismiss any competitor shooting dangerously or considered to be incapable of shooting safely. Assistants to the Mast Captain may be found necessary.

1004. Scoring

(a) The scoring points for hits are:

Cock Bird	—	5 points
Hen Bird	—	3points
Chick	—	1 point

(b) Birds must be struck with the arrow and be dislodged and fall to the ground to score.

1005. Round Results may be determined by time limit or by a declared number of arrows.

1006. Regulations for Tournaments Popinjay Tournament Schedules shall bear the following information:

- (a) Whether competition is determined by time limit or by number of arrows shot per person.
- (b) Maximum number of archers that will be accepted.

Note: The Archery GB Insurance Scheme does not cover for risks attendant on the erection and dismantling of Popinjay Masts.

B. – Archery Golf

1020. Regulations

- (a) Only one bow shall be used throughout a round. In case of breakage it may be replaced.
- (b) Any arrows may be used.

- (c) The archer shall 'hole out' by hitting a white cardboard disc 4" in diameter, placed on the ground at least one yard within the edge of the green level with the hole.
- (d) An arrow landing off the fairway or in a bunker shall incur one extra stroke.
- (e) The archer must stand immediately behind where their arrow lands to shoot the next arrow.
- (f) A lost arrow incurs the normal penalty (as in golf) for stroke play but loses the hole in match play.
- (g) The winner of the previous 'hole' takes the first shot for the next hole.
- (h) The current Golf Rules and local Course Regulations shall apply in all cases not covered by the foregoing rules.

1021. Range Safety Organisers must ensure the safety of competitors and spectators, in line with the safety rules for target archery Rule 302 for shots up to 100 yards and clout archery Rule 700 for shots above 100 yards.

C. – Archery Darts

1040. Regulations The Rules of Shooting for Target Archery shall apply with the addition of the following specific rules for archery darts.

1041. Target Faces Archery Darts Faces 76.2cm (2' 6") in diameter shall be used.

1042. Distance The minimum shooting distance shall be 13.7m (15 yds).

1043. General Rules

- (a) The Targets shall be set up so that the centre of the Bull is at the centre of a 122 cm minimum diameter boss 130cm from the ground.
- (b) An End shall consist of three arrows unless a game is finished in less.
- (c) The order of starting shall be determined by the toss of a coin.
- (d) Each match must start and finish on a Double (the narrow outer ring). The inner ring counts treble; the inner Bull counts 50; and the outer Bull 25.
- (e) A practice end of three arrows must be shot at the Bull.
- (f) The value of an arrow shall be determined by the position of the greater part of the shaft.
- (g) Scoring shall be by the subtraction method, so that the score required for the completion of each game is always shown.
- (h) If the score required to complete the game is exceeded in the course of an End, then that End ceases, and no account is taken of the score obtained during that End.
- (j) Local variations to these General Rules for archery darts may be used.

D. – Run Archery

1050. General Rules

- (a) The Run archery rules shall follow those laid down by World Archery in Book 5, Chapter 34, except for any clothing and safety regulations that are specific to Archery GB.

INTENTIONALLY BLANK

DISABLED AND VISUALLY IMPAIRED ARCHERS

1100 If disabled archers are unable to comply with a Rule of Shooting then they will be allowed dispensation from that Rule and any reasonable adjustments necessary will be made. Any variations must be related to the needs and the safety of the person concerned.

1101 Implementation.

(a) In Clubs and at non-UK Record Status Tournaments; archers may self-declare their disability and use any variation from our Rules of Shooting provided that it is safe (See **1102** for allowable variations by reason of visual impairment). Evidence of disability generally needs not to be required. Clubs shall allow such archers to access the club-based handicap and archer classification systems.

(b) At UK Record Status Tournaments archers may also self-declare their disability. For automatic dispensation, the disability must be seen to make compliance with the rule impractical. (Note. Tournament Organisers should collect this information via the essential requirements of entry forms under SAP 3).

(i) To be eligible for some awards or records (eg County/Region, National or World Records) then documentation which demonstrates eligibility may be required.

Examples include:

- a. A World Archery classification of any date which allowed or allows the archer to compete nationally or internationally.
- b. A current BBS, IBSA or WA sight classification.
- c. A Not Eligible para-archery classification which permits the use of an assistive device.
- d. Blue Badge or Certificate of Vision Impairment

(c) Any variation from the rule must not compromise the safety of others or that of the disabled archer.

(d) Any variation from the rule must not give an advantage to the disabled archer over other archers (E.g. using a mechanical release aid with a recurve bow).

(e) In cases of doubt, dispute or complaint, the archer should be allowed to participate with the dispensation claimed and the matter referred to Archery GB as below. Additional evidence may be collected and any decision reached will be final.

1102 RULES OF SHOOTING FOR VISUALLY IMPAIRED ARCHERS

These provisions apply to any archer regarded as disabled under the Equality Act 2010 by reason of visual impairment.

A. Rules of Shooting – General

(i) The Archery GB Rules of Shooting for Target Archery shall apply to VI archers except as stated in the following paragraphs.

B. Shooting

(i) A VI archer using a tactile sight will shoot an extra end of sighting arrows at the initial distance unless they opt not to.

(ii) For all rounds which involve a change in distance of the target, a VI archer using a tactile sight will shoot an end of sighting arrows at each change unless they opt not to.

(iii) A VI archer using a tactile sight will shoot a complete end (six arrows where appropriate) before returning from the shooting line.

(iv) A VI archer shall be permitted to have a spotter who shall be allowed to stand 1m behind the shooting line. The spotter may only give their archer information as to the fall of each arrow (including a 'bouncer'), timing information and any necessary safety warnings. A spotter shall pass information to the archer in such a manner as to avoid disturbance to other archers on the shooting line.

(v) Assistance in adjusting any sighting device may be given to a VI archer by a third party only during sighting ends and between shooting ends.

(vi) A spotter may be nominated as an assistant as provided in Rule 306(r) who shall at all times be under the control and discipline of the Judge.

(vii) A VI archer using a spotter shall only approach the target when accompanied by their spotter.
(Safety issue)

C. Handicap and Classification Schemes

(i) Any handicap or classification scheme in use by visually impaired archers shall, in general, conform to the procedures laid down for sighted archers

(ii) If a visually impaired archer from time to time uses more than one type of sight, a separate handicap/classification record sheet must be maintained for each sight. When taking part in any handicap/classification competition the archer must use only the handicap/classification obtained with the type of sighting aid used in that competition.

(iii) For UK National Records archers will need a valid BBS or IBSA sight classification of B1 or B2/3 combined and shoot with equipment as laid down in World Archery's rules. Record claims are made in the normal way.

D. Equipment

(i) Equipment used by a VI archer must generally conform to the specification(s) given in Part 2.

(ii) A VI archer may use a visual or tactile sight. A visual sight may be adapted to suit the residual vision of the archer and in this case Rule 202(e) (i) shall not apply. A visual sight may incorporate prisms, lens or other magnification device, enlarged sight ring/pin and may provide for more than one sighting point. These adaptations may be made to all bow types used by a recognised VI archer.

(iii) A tactile sight must not act as a support to the bow, bow hand or arm.

(iv) A tactile sight must be capable of being adjusted by the archer without moving from the shooting line.

(v) The tactile sight may touch upon any part of the bow hand or forearm but no part of it shall be further from the archer's body than the bow hand when the bow is fully drawn.

(vi) The sight stand/foot location device must not represent an obstacle to other competitors.

(vii) The total width of the sight stand/foot location device shall be no more than 80cm.

(viii) The maximum depth of the foot location device shall be no more than 6cm.

E. Rounds

(i) The following table defines rounds akin to the Archery GB Imperial rounds and the WA VI rounds. The number of dozen arrows is shown under the given distance and face size.

VI Rounds						
See Rule 1102 E (ii)		Indoor	Outdoor			
	Distance	18m	30m	30m	30m	30m
	Face Size	60cm	40cm	60cm	80cm	122cm
	5 Zone Scoring					
	Burntwood - York round		6	4	2	
	Burntwood - Hereford/All Bristol rounds			6	4	2
	Burntwood - St George round		3	3	3	
	Burntwood - Albion/Windsor rounds			3	3	3
	Burntwood - All Western rounds			4	4	
	Burntwood - All National rounds			4	2	
	Burntwood - All Warwick rounds			2	2	
	Burntwood - American round			2½	2½	2½
	Burntwood - St. Nicholas round				4	3
	10 Zone Scoring					
X	WA VI Outdoor (1440)			3	3 + 3	3
X	WA 30m				6	
	WA VI Olympic				sets	
X	WA VI Indoor	5				
	WA VI Indoor match	sets				

Junior archers shoot the Burntwood rounds at a distance of 15m

(ii) **Records.** Single round records may be claimed for rounds designated by an X in column 1 of the table in Rule 1102 E (i) above and for the Portsmouth round as described in Part 4

1103 Insurance. Insurance cover will not be invalidated in the case of a disabled archer who is unable to comply with the Archery GB or WA Rules of Shooting, PROVIDING the person in charge of the shooting is satisfied that safety is not being compromised.

1104 Guidance. For advice whether any variation to the rules is allowable please email: enquiries@archerygb.org

INTENTIONALLY BLANK

INTENTIONALLY BLANK

APPENDIX A

APPROVED SCORING SYSTEMS

1. Approved scoring systems are given below. However, none of these systems absolve all the archers from their responsibilities to ensure that all score recording is done correctly.

PART 1

2. At Record Status tournaments one of the following scoring systems must be used:

- (a) Non-competing scorers to record scores.
- (b) Double score boards whereby two archers on the target record all the scores and if there is a discrepancy between the two boards the lower score is adopted.
- (c) Separate score boards for each archer exchanged between the archers so that no archer is recording their own score.
- (d) Single score board passed round by the archers so that each archer records one other archers score who then has the chance to check the correct recording of their own score before recording the next archers score (The Redruth system.).
- (e) Double scoring where one scoreboard is electronic, and one is paper based. The archers can choose to pass the scoreboard round or have one person complete the paper and one person complete the electronic – as at (b). The electronic scorecard must record the individual arrow values. Using this method for Archery GB or World Archery Rounds requires that the World Archery Rules in book 3, section 14.4 and 14.4.1, are adhered to by the archers and the results operators, with adaptations as needed to reflect Hits and Golds or 10s and X's/9's dependant on the round shot. This supersedes the Archery GB rule, and its sub sections, at 306 (g).

PART 2.

3. At non-Record Status tournaments and club target days any of the above methods may also be adopted. In addition, the following scoring system may also be adopted:

- (a) Archers will identify and call the score of their own arrows with the Target Lieutenant confirming the archers' accuracy. The Target Captain will record the scores and will confirm the accuracy of the Lieutenant's call of their arrow values, and the Lieutenant will record the Captain's score and confirm the accuracy of their call of the arrow value.

PART 3.

4. Postal (or remote) style competitions may be organised. Archers are permitted to record their own score, either on paper or an electronic scorecard. The organiser of the postal competition should make sure that the method of scoring is clearly communicated to the entrants. These scores will only be recognised for the purposes of the postal/remote event, no classifications, handicaps or records may be obtained

INTENTIONALLY BLANK

APPENDIX B

MINIMUM STANDARD FOR JUDGE IN CHARGE

1.

(a) In order to preserve the integrity of tournaments and the performances achieved, the minimum standard for the judge-in-charge of a tournament shall normally be as follows:

<u>Tournament Type</u>	<u>Minimum Standard of Judge in charge</u>
(i) World Record/WA Award Status Tournaments that include a Head-to-Head	National Judge
(ii) UK record status tournaments, and World Record/WA Award Status Tournaments that do not include a Head-to-Head	National Judge or Regional Judge
(iii) Non-record status Regional Tournaments	Regional Judge
(iv) Non-Record Status County Tournaments	County Judge
(v) Non-Record Status Club Tournaments and club target day tournaments	County Judge or Field Captain

(b) Judges in charge of tournaments must have experience of the discipline.

(c) Exceptionally, dispensation may be sought from the Archery GB Judges working group where there is difficulty in obtaining the relevant qualified Judge-in-charge.

2. At record status tournaments Archery GB officials are to be recognised Archery GB judges; this includes director of shooting, where required. At world record status/WA award status events judges may be from other WA member associations.

3. Allocations below must be discussed with the judge in charge and agreement from both parties.

- (a) World Record status/WA events or a UK record status event with a head to head target tournament: one chair of judges, one director of shooting and one judge for every 10 targets.
- (b) UK Record tournament or below, one judge for every ten targets. No Chair of Judges or Director of Shooting to be separately appointed, unless there are over 30 targets, although one Judge should take charge on the day
- (c) Indoor competitions – if the competition has three or more sessions, additional judges must be appointed. This number must be discussed with the judge in charge and an agreement to be made between the judge in charge and the tournament organiser. This conversation must take into consideration the wellbeing of the judges and the additional costs incurred to the tournament organiser.
- (d) UK record status clout tournaments: one judge for each 3 targets.
- (e) All record status field shoots: one judge for each 8 targets.
- (f) All record status flight tournaments – one judge.

Candidate judges

Candidate judges are considered as part of the Judge team and should receive the same benefits as any other judge.

Candidate numbers within the judge team, consult on these appointments with the judge in charge

- Non record status one for every two qualified judges
- Record status one for every three qualified judges

Judge expectations

Any judge can request to attend a competition, for experience and learning as an extra. In this situation, the Judge should not expect expenses or food unless this is offered by the tournament organiser.

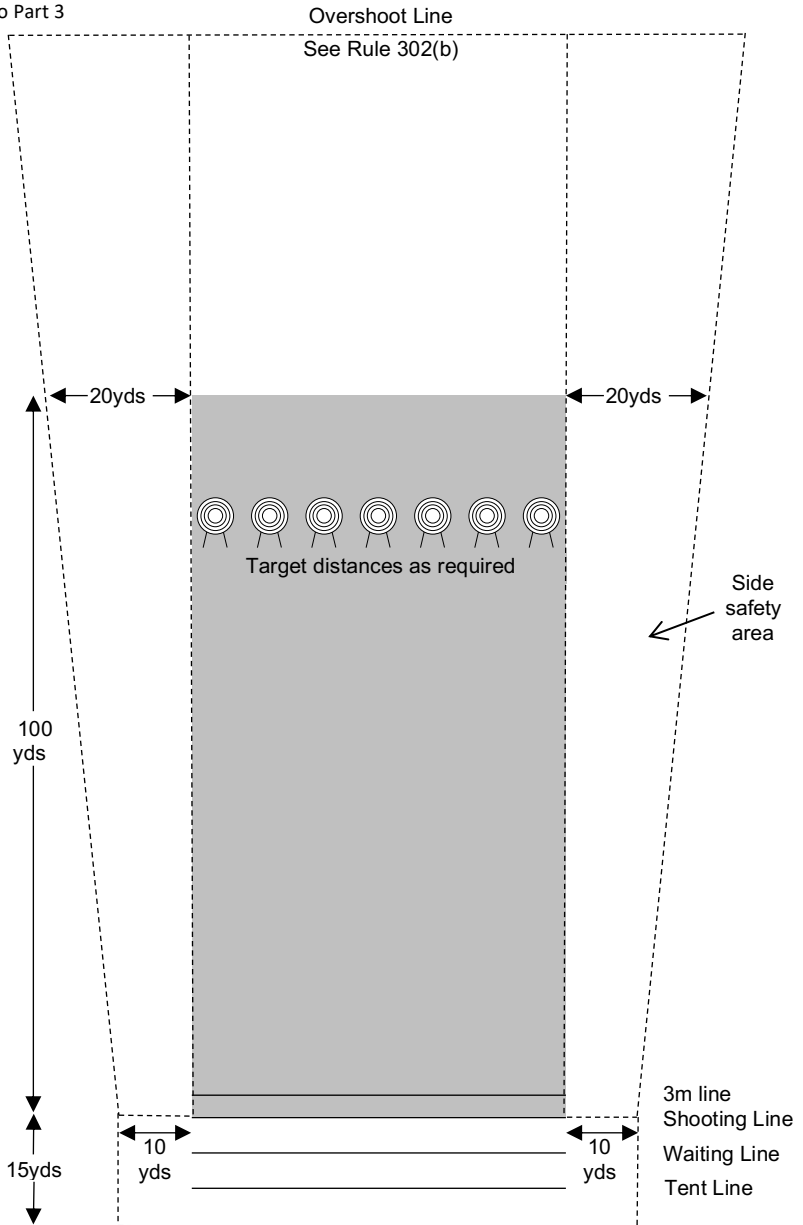
Prior to agreement to attend a shoot all judges must be told of catering arrangements for the day and what travel expenses will be paid. Archery GB currently pay 33p per mile and this is the suggested amount, but it is at the tournament organisers discretion.

INTENTIONALY BLANK


APPENDIX C

TARGET ARCHERY OUTDOOR – RANGE LAYOUT

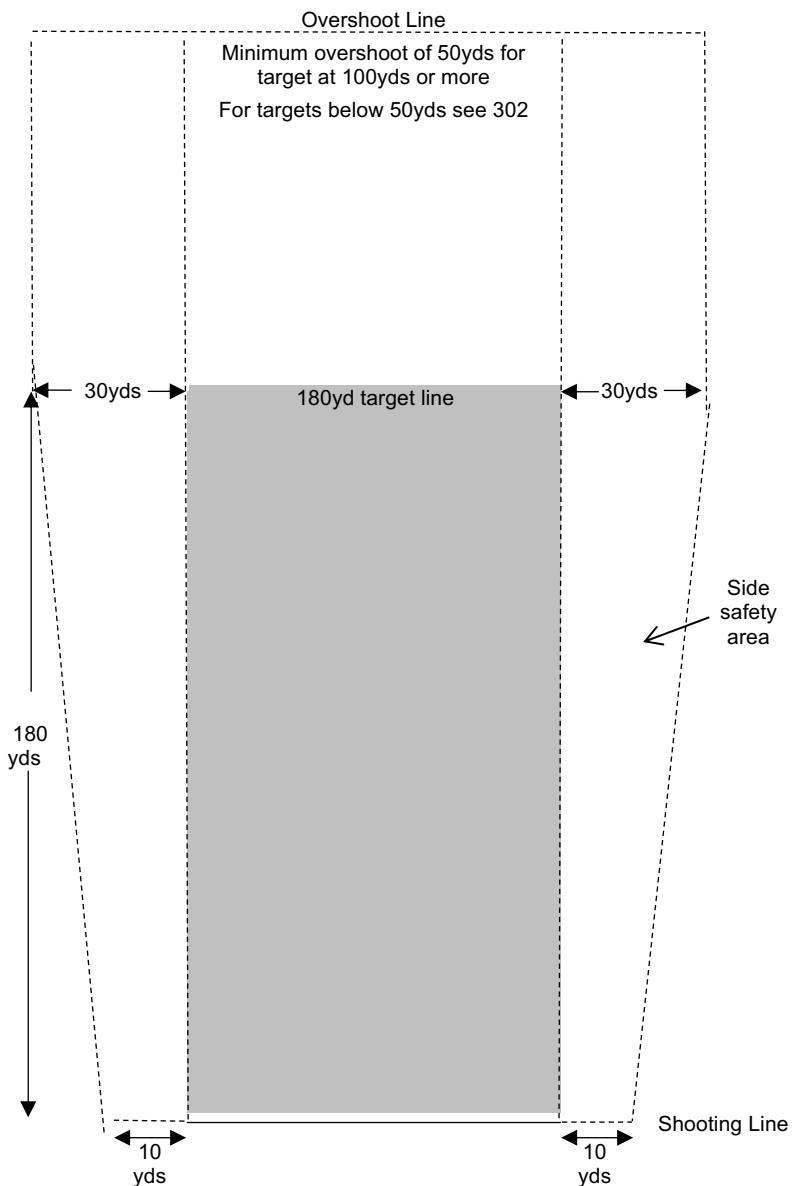
Refer to Part 3



Appendix D
TARGET ARCHERY OUTDOOR – INDEPENDENT RANGE LAYOUT



Appendix E
Clout Archery – Range Layout



INDEX

To maintain continuity with previous editions of these Rules, this index contains references to the separate publication Shooting Administrative Procedures

Abbreviations app = appendix
 p = paragraph
 SAP = Shooting Administrative Procedure

1st class classification claim SAP7 p3
2nd class classification claim SAP7 p3
3 metre line 301(g)(ii)
3rd class classification claim SAP7 p3
50m round 308(a)
6-clout badge SAP6 p4
6-gold badge SAP6 p1
60m round 308(a)
70m round 308(a)
900 round 308(a)
accessories 201(b)
accessories, field 502(k)&(l)
advertising on clothing 307(d)
age groups
 clout 705(b)
 crossbow 104(c)
 field 500(b)
 target 308(b)
Albion round 308(a)
amendments page ii
American round 308(a)
 crossbow 800(a)(ii)
angle measuring, flight 607
arbalist, 1st & 2nd class SAP7 p9
archers number per target
 clout 700(c)
 field 504(b)
 field 504(f)
 target 304(d)
 target 304(h)
archers solitary 103(b), 304(c)
archers waiting to shoot
 field 504(d)&(f)
 target 304(h)
archery darts 1040
Archery GB arrow award SAP6 p3
Archery GB challenge trophies page v
archery golf 1020
arrow award see Archery GB arrow award or WA arrow badge
arrow badge see WA arrow badge
arrow spotting 201(a) , 502(l)
arrowhead round 508
arrows

- bodkin 201(c)
- broad-head 201(c)
- edged 201(c)
- popinjay 1001
- silver spoon 201(c)
- unshot 304(q)
- with compound bows 207(g)
- with longbows 206(d)
- with recurve bows 202(g)
- with recurve traditional bows 205(a)
- assembly 305(c), 503(b)(iii)
- assistants, flight 605(b)
- big game round 512
- big game round faces 504(c)
- binoculars 201(a), 502(l), 904(b)(iv)
- birds 1000(a)
- BL-BS rules 904(b)
- bolts 210(e)
- bouncers 306(h) 504(h)
- bows, weighing of flight bows 602(g)
- bowstyles part 3
 - American Flatbow 206A
 - clout 701
 - compound barebow 209
 - compound limited 208
 - compound 207 & Appendix F
 - crossbow 210
 - field 502
 - flight 600
 - flight bow compound 212
 - flight bow, conventional 211
 - flight weight divisions 601
 - longbow 206
 - recurve 202 & Appendix F
 - barebow 204 & Appendix F
 - recurve traditional 205
 - target 303
 - WA standard bow 203
- Bray rounds 405(a)
- Bristol rounds 308(a)
- British Target Championships SAP4 p4
- Burntwood rounds 1102 E (i)
- chicks 1000(a)-(c)
- classification scheme
 - all disciplines SAP7
 - claims SAP7 p3&4
 - crossbow SAP7 p9
 - field SAP7 p7
 - flight SAP7 p8
 - juniors SAP7 p2
 - regulations SAP7 p1
 - target indoor SAP7 p6
 - target outdoor SAP7 p5

- visually impaired 1102 C
- closed meeting 315
- clout rounds 705
 - range layout – app E
- club target days 313
- cock bird 1000(a)-(c)
- competition between bowstyles 213
- compound match round 308(a)
- course layout 501
- crossbow
 - age limit 104(c)
 - and the law 210(l)
 - competition with other bows 213(b)
 - field targets 501(e)
 - rounds 800
 - safety 104
- direction indicators 501(a)
- dispensation, disabled archer 1101
- disputes 305(b) 503(b)(v)
- disqualification 305(e)
- distance records 308(b)(iv)
- distance tolerances
 - field - see description of round 507-515
 - target indoor 402(d)
 - target outdoor 301(e)
- doping control SAP2
- double rounds 308(b)(iii), 405(b)(ii)
- dress regulations
 - field 504(n)
 - flight 608
 - target 307
- drugs SAP2
- ends
 - composition
 - flight 605(c)
 - target 304(e), 403(a)
 - visually-impaired archer 1102 B (iii)
 - loss of 104(m)&(r)
 - timing
 - target indoor 403(d)
 - target outdoor 304(f)
- equipment part 2
 - field 504(l)
 - flight 604(a)
 - target 305(m)&(n)
 - field 504(l)
 - flight 604(a)
 - target 304(n)
- equipment inspections 305(h)
- equipment, visually impaired archer 1102 D
- etiquette pv
- European records SAP5 p 2
- faces

- field 506
- multiple 401(c)
- target 300, 401
- Vegas 409(b)
- Worcester 408(b)
- fast 102(c), 305(o)
- field captain 305(a)
- field glasses 201(a)(i)
- first class classification claim SAP7 p3
- FITA – see WA
- flags 301(d)
- flags, flight range 603
- foot markers 201(b)
- forester round faces 506(b)
- foresters round 510
- four-shot foresters round 511
- gold prizes 305(d)
- grand master bowman claims SAP7 p7
- Grand National Archery Meeting SAP4 p3
- ground marker 206(c), 902
- handicap improvement medal SAP6 p6
- handicap scheme
 - target see separate publication
 - visually impaired 1102 C
- hanging arrows 306(o)
- hen bird 1000(a)-(c)
- Hereford round 308(a)
- insurance SAP1
- intervals 305(g)
- independent ranges 302(e)
 - independent range layout app d
- judge appointment 305(a), 503(a), app B
- judge duties
 - field 503(b)
 - target 305
- judges standards for tournaments app B
- junior master bowman SAP7
- juniors, supervision 103(c)
- lady paramount duties 316(b)
- late arrivals 304(r)
- line cutting arrows 306(e), 505(f)
- local rounds 312, 406 516
- long metric rounds 308(a), 304(e)
- loudspeakers 305(j)
- mast captain 1003
- mast height 1000(d)
- master arbalist SAP7 p9
- master bowman
 - claims SAP7 p4
 - drug statement SAP2
- Match round
 - Indoor 405

- Outdoor 308
- VI 1102 E (i)
- measurements, flight 607
- metric conversions pi
- metric rounds 308(a)
 - standards 311
- miss, recording 306(a)(iv)
- national animal round 513
- national animal round faces 506(d)
- national records SAP5
 - clout 705(c)-(e), 707, SAP5 p7
 - field SAP5 p5
 - flight SAP5 p6
 - target indoor 405(b)
 - target indoor 405(b)(iii)
 - target outdoor 308(b)(iv)&(v)
- national records qualifying tournaments SAP4 p1
- national rounds 308(a)
- national tournaments SAP4
- open meetings 314
- overshoot areas 302(b)
- pass through arrows
 - field 504(h)
 - target indoor 404(c)
 - target outdoor 306(j)
- penalty
 - excess arrows
 - field 505(g)
 - target 304(p), 404(b)
 - time limit
 - field 504(k)
 - target 304(g)
- photographers 305(j)
- pistol crossbows 210(k)
- popinjay 1000
- Portsmouth round 405(a)
- practice 304(j)
- prizes 316(a), 500(c)
- public access 103(a)
- public liability insurance SAP1
- public see spectators
- range captain 606
- range finders 502(k)(iii)
- range layout
 - flight 603
 - longbow 903
 - target 301
- range line 603(a)
- range safety
 - archery golf 1021
 - clout 700(b)
 - flight 603(c)
 - target 302, 403A, App C

- rebounded arrows 306(h) 504(h)
- records claims
 - European records SAP5 p2
 - initiation SAP5 p1
 - national records SAP5 p3
 - world records SAP5 p2
- records, qualifying rounds
 - clout 705
 - target indoor 405(a)
 - target outdoor 308(a)
- refreshment areas 301(k)
- results abandoned tournaments 306(t)
- retirement 304(s)
- roost 1000(a)
- rose awards SAP6 p2
- rose awards qualifying tournaments SAP3 p2
- rounds
 - clout 705, 706
 - field 506-515
 - local 312
 - target indoor 405
 - target outdoor 308
- rounds for handicap and classification 308(c), 405(a)
- rules of shooting interpretation 305(b), 503(b)(v)
- rules of shooting, changes pii
- safety lines 302(c)
- safety, bow part 1
- safety, crossbow 104
- scorer
 - field 505(a)
 - target 306(d)
- scoring
 - alteration of scores
 - field 505(b)
 - target 306(g)
 - approved scoring systems app A
 - arrow
 - in another arrow 306(l), 505(k)(i)
 - in boss 306(b)
 - position 306(e), 505(f)
 - rebound from another arrow 306(n), 505(k)(ii)
 - assistants 306(r)
 - delegation 306(q)
 - excess arrows
 - field 505(g)
 - flight 605(c)(ii)
 - target 305(p), 404(b)
 - identification of arrows 306(b)
 - judges role 306(f)
 - line-cutters 306(e), 505(f)
 - points 306(a), 404(a)
 - popinjay 1004

- ties see ties
- second class classification claim SAP7 p3
- shooting
 - alone 103(b)
 - alone at tournaments 304(c)
 - groups 504(b)-(d)
 - lanes 301(g)(i)
 - line 301(e)
 - marks 301(f)
 - order 304(b)
 - position
 - field 504(g)
 - flight 605(a)
 - popinjay 1000(f)
 - target 304
 - posts 501(c), 504(g)
 - suspension 305(g)(ii)
- shooting time limits
 - field 504(k)(ii)
 - target indoor 403(d)
 - target outdoor 304(f)
- short metric rounds 308(a), 304(e)
- sighters
 - clout 703(b)
 - target indoor 403(b)
 - target outdoor 304(j)
- six clout badge SAP6 p4
- six gold badge SAP6 p1
- solo shooting 103(b)
- spacing competitors, flight 605(a)
- spectators 301(j) 501(b)
- spotter 1102 B (vi) and (vii)
- St George round 308(a)
- St Nicholas round 308(a)
- Stafford round 405(a)
- stop pegs 501(c)
- target captain
 - designation
 - field archery 504(b)
 - target archery 304(b)(i)
 - duties
 - field archery 504(c)
 - target archery 304(b)(i)
- target faces see faces
- target lieutenant
 - designation 304(b)(i)
 - duties app A p3
- targets
 - clout 702
 - faulty 305(f)
 - flags 301(d)
 - height 301(a), 402(b)
 - inclination 301(a), 402(a) 501(f)

- numbering 301(d) 501(c)
- spacing 301(b), 402(c)
- tassel awards SAP3 p5
- telescopes 201(a)(i)
- tents 301(j)
- third class classification claim SAP7 p3
- ties
 - clout 704
 - field 505(l), 507(h)
 - target 306(s)
- time limits
 - field 504(k)(ii)
 - penalties
 - field 504(k)(i)&(iii)
 - target indoor 403(d)(vi)
 - target outdoor 304(f)(iv)
 - target indoor 403(d)
 - target outdoor 304(f)
- tournaments drawing of bow 102(a)
- tournaments intervals 305(g)(i)
- trade areas 301(k)
- trajectory, clout 700(g)
- transport of crossbows 210(l)
- trophies pv
- two-way shooting
 - clout 703(a)
 - longbow 903
- UK Masters tournament SAP4 p5
- UK records SAP5
 - clout 705(c)-(e), 708, SAP5 p7
 - field SAP5 p5
 - flight SAP5 p6
 - target indoor 405(b)
 - target indoor 405(b)(iii)
 - target outdoor 308(b)(iv)&(v)
- unshot arrows 304(q), 504(j)
- Vegas round 405(a)
 - conduct of round 409
- Vegas 300 round 409A
- visual aids 201(a)
 - field 502(k) &(l)
- Visually Impaired 1102
- WA - Archery GB relationship pv
 - arrow badge SAP6 p8
 - arrowhead badge SAP6 p10
 - award status qualifying tournaments SAP3 p3
 - rounds
 - WA 1440 ladies and gents 308(a)
 - WA 18m 405(a)
 - WA 25m 405(a)
 - WA 3-D animal
 - WA 50m 308(a)
 - WA 60m 308(a)

WA 70m 308(a)
WA 900 308(a)
WA arrowhead 508
WA clout 706
WA Combined
WA field face 506(a)
WA field round 508
WA forest round 514
WA Standard 308(a)
indoor match 405(a)
Olympic round 308(a)
star awards SAP6 p7
target award SAP6 p9
tournaments standards
target indoor 407
target outdoor 310
waiting line 301(h), 402(e)
warm-up 504(a)
warning flags 603(b)
Warwick rounds 308(a)
waterproofs 307(b)(iv)
western round, crossbow 800(a)(iii)
western rounds 308(a)
Windsor round, crossbow 800(a)(i)
Windsor rounds 308(a)
Worcester round 405(a)
conduct of round 408
world record status qualifying tournaments SAP3 p3
world records SAP5 p2
York round 308(a)